

Product Datasheet

Collagen VII Antibody - BSA Free NBP2-37900

Unit Size: 0.1 ml

Store at 4C short term. Aliquot and store at -20C long term. Avoid freeze-thaw cycles.

www.novusbio.com



technical@novusbio.com

Publications: 1

Protocols, Publications, Related Products, Reviews, Research Tools and Images at:
www.novusbio.com/NBP2-37900

Updated 2/18/2026 v.20.1

Earn rewards for product
reviews and publications.

Submit a publication at www.novusbio.com/publications

Submit a review at www.novusbio.com/reviews/destination/NBP2-37900



NBP2-37900

Collagen VII Antibody - BSA Free

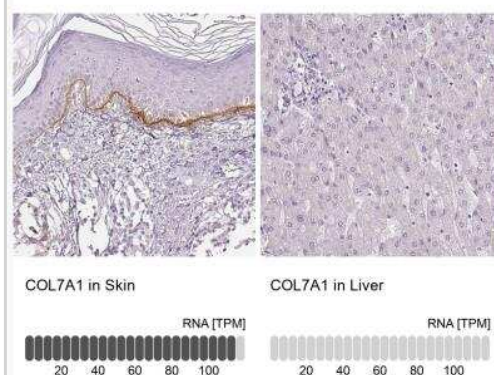
Product Information	
Unit Size	0.1 ml
Concentration	Concentrations vary lot to lot. See vial label for concentration. If unlisted please contact technical services.
Storage	Store at 4C short term. Aliquot and store at -20C long term. Avoid freeze-thaw cycles.
Clonality	Polyclonal
Preservative	0.02% Sodium Azide
Isotype	IgG
Purity	Affinity purified
Buffer	PBS (pH 7.2) and 40% Glycerol

Product Description	
Description	Novus Biologicals Rabbit Collagen VII Antibody - BSA Free (NBP2-37900) is a polyclonal antibody validated for use in IHC. Anti-Collagen VII Antibody: Cited in 1 publication. All Novus Biologicals antibodies are covered by our 100% guarantee.
Host	Rabbit
Gene ID	1294
Gene Symbol	COL7A1
Species	Human
Reactivity Notes	Immunogen displays the following percentage of sequence identity for non-tested species: Mouse (81%)
Immunogen	This antibody was developed against a recombinant protein corresponding to amino acids: LTLYTLLEGHEVATPATVVPTGPELPVSPVTDLQATELPGQRVRSVSWSPVPGA TQYRIIVRSTQGVERTLVLPGSQTAFDLDVQAGLSYTVRVSARVGPREGSAS VLTVRREPETPLAVPGLRVVSDATRVVVAWGPPAGASGFRI

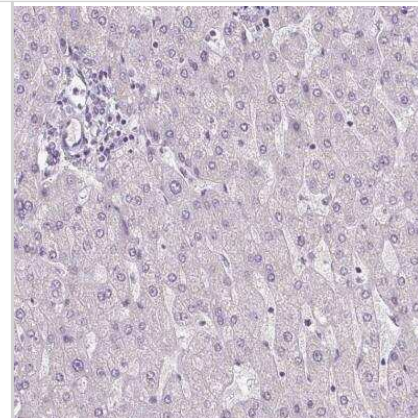
Product Application Details	
Applications	Immunohistochemistry-Paraffin, Immunohistochemistry
Recommended Dilutions	Immunohistochemistry 1:50 - 1:200, Immunohistochemistry-Paraffin 1:50 - 1:200
Application Notes	IHC-Paraffin, HIER pH 6 retrieval is recommended.

Images

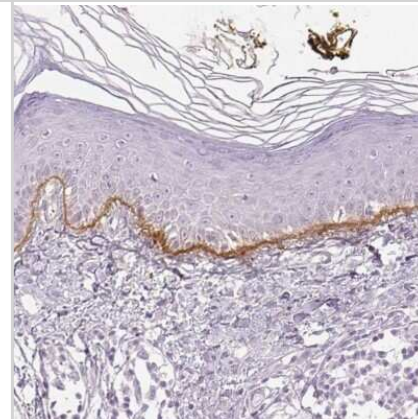
Immunohistochemistry-Paraffin: Collagen VII Antibody [NBP2-37900] - Analysis in human skin and liver tissues using antibody. Corresponding COL7A1 RNA-seq data are presented for the same tissues.



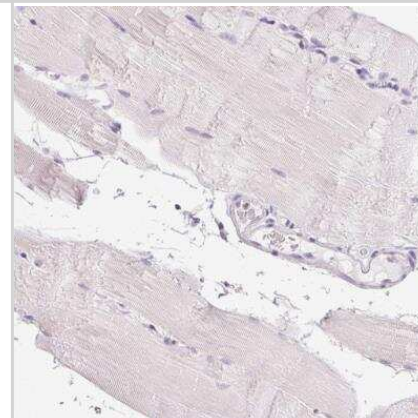
Immunohistochemistry-Paraffin: Collagen VII Antibody [NBP2-37900] - Staining of human liver shows no positivity in hepatocytes as expected.



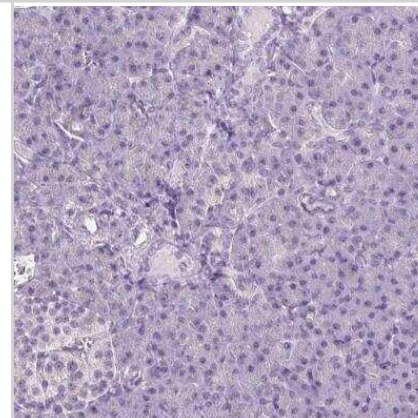
Immunohistochemistry-Paraffin: Collagen VII Antibody [NBP2-37900] - Staining of human skin shows moderate membranous positivity in epidermal cells.



Immunohistochemistry-Paraffin: Collagen VII Antibody [NBP2-37900] - Staining of human skeletal muscle shows no positivity in myocytes as expected.



Immunohistochemistry-Paraffin: Collagen VII Antibody [NBP2-37900] - Staining of human pancreas shows no positivity in exocrine glandular cells as expected.



Publications

Sánchez-Porras D, Durand-Herrera D, Carmona R et al. Expression of Basement Membrane Molecules by Wharton Jelly Stem Cells (WJSC) in Full-Term Human Umbilical Cords, Cell Cultures and Microtissues Cells 2023-02-15 [PMID: 36831296] (Immunohistochemistry, Human)



Novus Biologicals USA

10730 E. Briarwood Avenue
Centennial, CO 80112
USA
Phone: 303.730.1950
Toll Free: 1.888.506.6887
Fax: 303.730.1966
nb-customerservice@bio-techne.com

Bio-Techne Canada

21 Canmotor Ave
Toronto, ON M8Z 4E6
Canada
Phone: 905.827.6400
Toll Free: 855.668.8722
Fax: 905.827.6402
canada.inquires@bio-techne.com

Bio-Techne Ltd

19 Barton Lane
Abingdon Science Park
Abingdon, OX14 3NB, United Kingdom
Phone: (44) (0) 1235 529449
Free Phone: 0800 37 34 15
Fax: (44) (0) 1235 533420
info.EMEA@bio-techne.com

General Contact Information

www.novusbio.com
Technical Support: nb-technical@bio-techne.com
Orders: nb-customerservice@bio-techne.com
General: novus@novusbio.com

Products Related to NBP2-37900

NBP2-37900PEP	Collagen VII Recombinant Protein Antigen
HAF008	Goat anti-Rabbit IgG Secondary Antibody [HRP]
NB7160	Goat anti-Rabbit IgG (H+L) Secondary Antibody [HRP]
NBP2-24891	Rabbit IgG Isotype Control

Limitations

This product is for research use only and is not approved for use in humans or in clinical diagnosis. Primary Antibodies are guaranteed for 1 year from date of receipt.

For more information on our 100% guarantee, please visit www.novusbio.com/guarantee

Earn gift cards/discounts by submitting a review: www.novusbio.com/reviews/submit/NBP2-37900

Earn gift cards/discounts by submitting a publication using this product:
www.novusbio.com/publications

