

# Product Datasheet

## CD2 Antibody (TS1/8) - BSA Free NBP2-37714

Unit Size: 0.1 mg

Store at 4C. Do not freeze.

[www.novusbio.com](http://www.novusbio.com)



[technical@novusbio.com](mailto:technical@novusbio.com)

Protocols, Publications, Related Products, Reviews, Research Tools and Images at:  
[www.novusbio.com/NBP2-37714](http://www.novusbio.com/NBP2-37714)

Updated 9/9/2025 v.20.1

Earn rewards for product  
reviews and publications.

Submit a publication at [www.novusbio.com/publications](http://www.novusbio.com/publications)

Submit a review at [www.novusbio.com/reviews/destination/NBP2-37714](http://www.novusbio.com/reviews/destination/NBP2-37714)



**NBP2-37714**

CD2 Antibody (TS1/8) - BSA Free

Product Information	
Unit Size	0.1 mg
Concentration	1 mg/ml
Storage	Store at 4C. Do not freeze.
Clonality	Monoclonal
Clone	TS1/8
Preservative	15mM Sodium Azide
Isotype	IgG1 Kappa
Purity	Protein A purified
Buffer	Phosphate buffered saline (PBS), pH 7.4
Target Molecular Weight	50 kDa

Product Description	
Description	Novus Biologicals Mouse CD2 Antibody (TS1/8) - BSA Free (NBP2-37714) is a monoclonal antibody validated for use in Flow. All Novus Biologicals antibodies are covered by our 100% guarantee.
Host	Mouse
Gene ID	914
Gene Symbol	CD2
Species	Human
Specificity/Sensitivity	The mouse monoclonal antibody TS1/8 recognizes CD2, a 50 kDa glycoprotein present on the human peripheral blood T lymphocytes and NK cells; also expressed by all thymocytes. HLDA V; WS Code S025
Immunogen	Cytotoxic T lymphocytes.

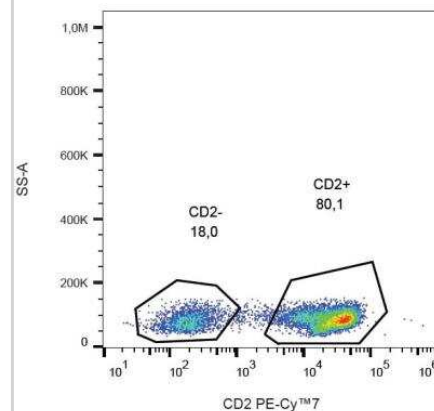
Product Application Details	
Applications	Flow Cytometry, CyTOF-ready
Recommended Dilutions	Flow Cytometry 1-4 ug/ml, CyTOF-ready
Application Notes	This antibody is Cytof ready.



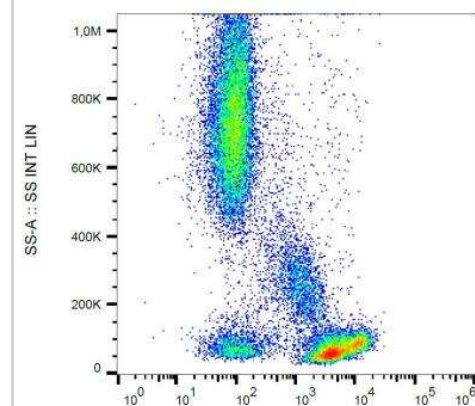
## Images

Flow Cytometry: CD2 Antibody (TS1/8) [NBP2-37714] - Staining of CD2 in human peripheral blood with anti-CD2 (TS1/8) PE. ✖

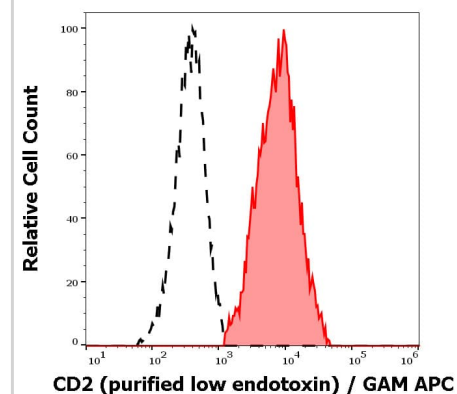
Flow Cytometry: CD2 Antibody (TS1/8) [NBP2-37714] - Staining of CD2 in human peripheral blood with anti-CD2 (TS1/8) PE-CyTM7.



Flow Cytometry: CD2 Antibody (TS1/8) [NBP2-37714] - Staining of CD2 in human peripheral blood with anti-CD2 (TS1/8) APC-CyTM7.



Flow Cytometry: CD2 Antibody (TS1/8) - BSA Free [NBP2-37714] - Surface staining pattern of human peripheral blood stained using anti-human CD2 (TS1/8) purified antibody (low endotoxin, concentration in sample 4 ug/ml) GAM APC.





### **Novus Biologicals USA**

10730 E. Briarwood Avenue  
Centennial, CO 80112  
USA  
Phone: 303.730.1950  
Toll Free: 1.888.506.6887  
Fax: 303.730.1966  
nb-customerservice@bio-techne.com

### **Bio-Techne Canada**

21 Canmotor Ave  
Toronto, ON M8Z 4E6  
Canada  
Phone: 905.827.6400  
Toll Free: 855.668.8722  
Fax: 905.827.6402  
canada.inquires@bio-techne.com

### **Bio-Techne Ltd**

19 Barton Lane  
Abingdon Science Park  
Abingdon, OX14 3NB, United Kingdom  
Phone: (44) (0) 1235 529449  
Free Phone: 0800 37 34 15  
Fax: (44) (0) 1235 533420  
info.EMEA@bio-techne.com

### **General Contact Information**

www.novusbio.com  
Technical Support: nb-technical@bio-techne.com  
Orders: nb-customerservice@bio-techne.com  
General: novus@novusbio.com

### **Products Related to NBP2-37714**

---

HAF007	Goat anti-Mouse IgG Secondary Antibody [HRP]
NB7539	Goat anti-Mouse IgG (H+L) Secondary Antibody [HRP]
NBP1-43319-0.5mg	Mouse IgG1 Kappa Isotype Control (P3.6.2.8.1)
NBP2-22745	Recombinant Human CD2 His Protein

---

### **Limitations**

This product is for research use only and is not approved for use in humans or in clinical diagnosis. Primary Antibodies are guaranteed for 1 year from date of receipt.

For more information on our 100% guarantee, please visit [www.novusbio.com/guarantee](http://www.novusbio.com/guarantee)

Earn gift cards/discounts by submitting a review: [www.novusbio.com/reviews/submit/NBP2-37714](http://www.novusbio.com/reviews/submit/NBP2-37714)

Earn gift cards/discounts by submitting a publication using this product:  
[www.novusbio.com/publications](http://www.novusbio.com/publications)

