

Product Datasheet

CD3 zeta [p Tyr111] Antibody (EM-55) - BSA Free NBP2-37709

Unit Size: 0.1 mg

Store at 4C. Do not freeze.

www.novusbio.com



technical@novusbio.com

Protocols, Publications, Related Products, Reviews, Research Tools and Images at:
www.novusbio.com/NBP2-37709

Updated 9/9/2025 v.20.1

Earn rewards for product
reviews and publications.

Submit a publication at www.novusbio.com/publications

Submit a review at www.novusbio.com/reviews/destination/NBP2-37709



NBP2-37709

CD3 zeta [p Tyr111] Antibody (EM-55) - BSA Free

Product Information	
Unit Size	0.1 mg
Concentration	1 mg/ml
Storage	Store at 4C. Do not freeze.
Clonality	Monoclonal
Clone	EM-55
Preservative	15mM Sodium Azide
Isotype	IgG1
Purity	Protein A purified
Buffer	Phosphate buffered saline (PBS), pH 7.4

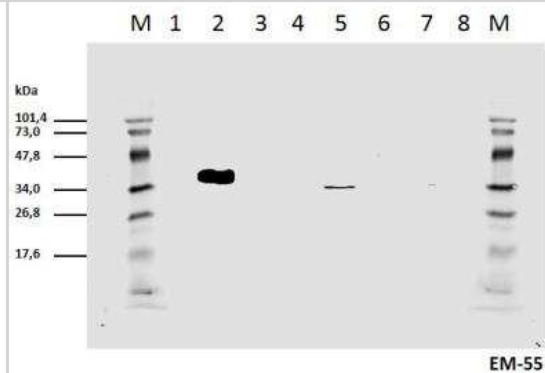
Product Description	
Description	Novus Biologicals Mouse CD3 zeta [p Tyr111] Antibody (EM-55) - BSA Free (NBP2-37709) is a monoclonal antibody validated for use in WB and Flow. All Novus Biologicals antibodies are covered by our 100% guarantee.
Host	Mouse
Gene ID	919
Gene Symbol	CD247
Species	Human, Mouse
Reactivity Notes	Please note that this antibody is reactive to Mouse and derived from the same host, Mouse. Additional Mouse on Mouse blocking steps may be required for IHC and ICC experiments. Please contact Technical Support for more information.
Specificity/Sensitivity	Antibody recognizes phosphorylated tyrosine 111 of CD3 zeta chain (CD247), which is a component of TCR/CD3 complex expressed on T cells.
Immunogen	BP1 (pTyr111/123) - KLH.

Product Application Details	
Applications	Western Blot, Flow Cytometry, Flow (Intracellular)
Recommended Dilutions	Western Blot 1 ug/ml, Flow Cytometry 1-4 ug/ml, Flow (Intracellular) 2-6 ug/ml
Application Notes	Western blotting: Recommended dilution: 1 ug/ml; non-reducing conditions.

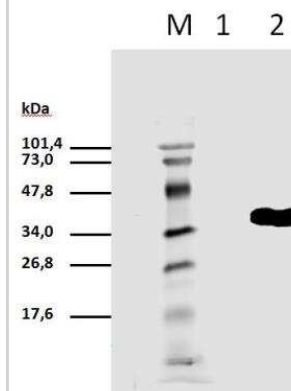


Images

Western Blot: CD3 zeta [p Tyr111] Antibody (EM-55) [NBP2-37709] - Cell lysates of HEK293T/17 cells transiently transfected with expression vectors harboring genes for mCD3zeta wild type and six different mCD3zeta mutants, where particular ITAM tyrosines were substituted with phenylalanines, were prepared. Subsequently the lysates (non-reducing conditions) were immunoblotted with mouse mAb anti-pY111 mCD3zeta (clone EM-55).

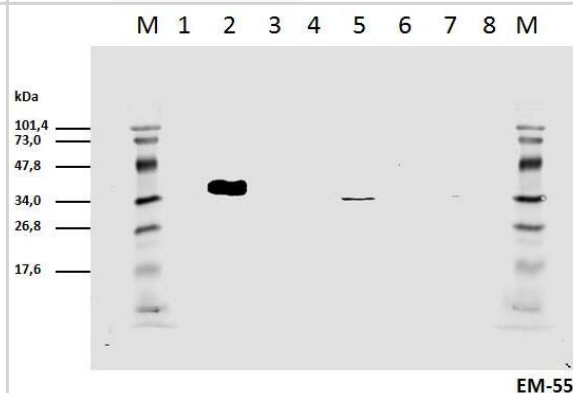


Western Blot: CD3 zeta [p tyr 111] Antibody (EM-55) [NBP2-37709] - Analysis in lysates of HEK293T/17 cells transiently transfected with expression vector harboring gene for mCD3zeta. Lane 1) Unstimulated cells, Lane 2) Pervanadate-stimulated cells



Anti-Hu CD3 zeta (p111) purified antibody (clone EM-55) specificity verification by flow cytometry

Anti-Hu CD3 zeta (pY111) purified antibody (concentration in sample 1 ug/ml, red-filled histogram) binds specifically to intracellular CD3 zeta (pY111) in pervanadate treated and then methanol permeabilized Jurkat cells (upper panel), but not to untreated methanol permeabilized Jurkat cells (lower panel). Level of non-specific binding was assessed using Mouse IgG1 isotype control PE (MOPC-21) under same conditions (concentration in sample 1 ug/ml, black-dashed histogram).





Novus Biologicals USA

10730 E. Briarwood Avenue
Centennial, CO 80112
USA
Phone: 303.730.1950
Toll Free: 1.888.506.6887
Fax: 303.730.1966
nb-customerservice@bio-techne.com

Bio-Techne Canada

21 Canmotor Ave
Toronto, ON M8Z 4E6
Canada
Phone: 905.827.6400
Toll Free: 855.668.8722
Fax: 905.827.6402
canada.inquires@bio-techne.com

Bio-Techne Ltd

19 Barton Lane
Abingdon Science Park
Abingdon, OX14 3NB, United Kingdom
Phone: (44) (0) 1235 529449
Free Phone: 0800 37 34 15
Fax: (44) (0) 1235 533420
info.EMEA@bio-techne.com

General Contact Information

www.novusbio.com
Technical Support: nb-technical@bio-techne.com
Orders: nb-customerservice@bio-techne.com
General: novus@novusbio.com

Products Related to NBP2-37709

NBP2-33376H	Blue Marker Antibody (6F4-F6) [HRP]
HAF007	Goat anti-Mouse IgG Secondary Antibody [HRP]
NB7539	Goat anti-Mouse IgG (H+L) Secondary Antibody [HRP]
NBP1-97005-0.5mg	Mouse IgG1 Isotype Control (MG1)

Limitations

This product is for research use only and is not approved for use in humans or in clinical diagnosis. Primary Antibodies are guaranteed for 1 year from date of receipt.

For more information on our 100% guarantee, please visit www.novusbio.com/guarantee

Earn gift cards/discounts by submitting a review: www.novusbio.com/reviews/submit/NBP2-37709

Earn gift cards/discounts by submitting a publication using this product:
www.novusbio.com/publications

