

# Product Datasheet

## alpha-Smooth Muscle Actin Antibody (1H8) NBP2-37641

Unit Size: 0.1 ml

Store at 4C short term. Aliquot and store at -20C long term. Avoid freeze-thaw cycles.

[www.novusbio.com](http://www.novusbio.com)



[technical@novusbio.com](mailto:technical@novusbio.com)

### Publications: 1

Protocols, Publications, Related Products, Reviews, Research Tools and Images at:  
[www.novusbio.com/NBP2-37641](http://www.novusbio.com/NBP2-37641)

Updated 1/11/2026 v.20.1

Earn rewards for product  
reviews and publications.

Submit a publication at [www.novusbio.com/publications](http://www.novusbio.com/publications)

Submit a review at [www.novusbio.com/reviews/destination/NBP2-37641](http://www.novusbio.com/reviews/destination/NBP2-37641)



**NBP2-37641****alpha-Smooth Muscle Actin Antibody (1H8)**

<b>Product Information</b>	
<b>Unit Size</b>	0.1 ml
<b>Concentration</b>	This product is unpurified. The exact concentration of antibody is not quantifiable.
<b>Storage</b>	Store at 4C short term. Aliquot and store at -20C long term. Avoid freeze-thaw cycles.
<b>Clonality</b>	Monoclonal
<b>Clone</b>	1H8
<b>Preservative</b>	0.03% Sodium Azide
<b>Isotype</b>	IgG1
<b>Purity</b>	Ascites
<b>Buffer</b>	Ascites
<b>Target Molecular Weight</b>	42 kDa

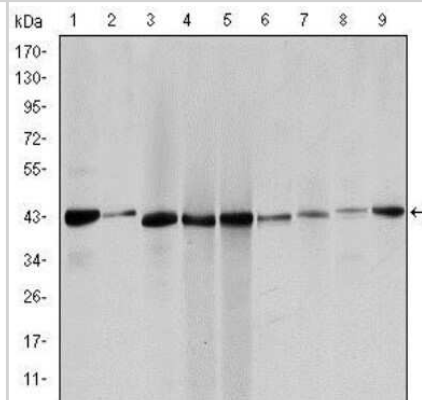
<b>Product Description</b>	
<b>Description</b>	Novus Biologicals Mouse alpha-Smooth Muscle Actin Antibody (1H8) (NBP2-37641) is a monoclonal antibody validated for use in WB, ELISA, Flow and ICC/IF. Anti-alpha-Smooth Muscle Actin Antibody: Cited in 1 publication. All Novus Biologicals antibodies are covered by our 100% guarantee.
<b>Host</b>	Mouse
<b>Gene ID</b>	59
<b>Gene Symbol</b>	ACTA2
<b>Species</b>	Human, Mouse, Rat, Monkey
<b>Reactivity Notes</b>	Please note that this antibody is reactive to Mouse and derived from the same host, Mouse. Mouse-On-Mouse blocking reagent may be needed for IHC and ICC experiments to reduce high background signal. You can find these reagents under catalog numbers PK-2200-NB and MP-2400-NB. Please contact Technical Support if you have any questions.
<b>Immunogen</b>	Purified recombinant fragment of human alpha-Smooth Muscle Actin expressed in E. Coli.

<b>Product Application Details</b>	
<b>Applications</b>	Western Blot, ELISA, Flow Cytometry, Immunocytochemistry/ Immunofluorescence
<b>Recommended Dilutions</b>	Western Blot 1:500 - 1:2000, Flow Cytometry 1:200 - 1:400, ELISA 1:10000, Immunocytochemistry/ Immunofluorescence 1:200 - 1:1000

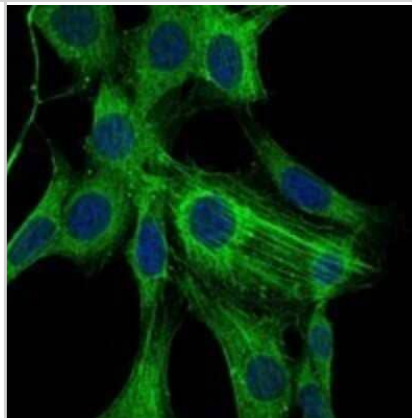


## Images

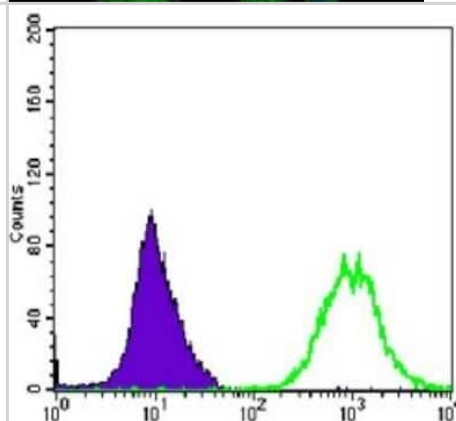
Western Blot: alpha-Smooth Muscle Actin Antibody (1H8) [NBP2-37641] - Analysis using alpha-Smooth Muscle Actin Antibody (1H8) against Hela (1), Jurkat (2), HepG2 (3), MCF-7 (4), A431 (5), A549 (6), PC-12 (7), NIH/3T3 (8) and Cos7 (9) cell lysate. Bands indicate an observed molecular weight of ~42 kDa.



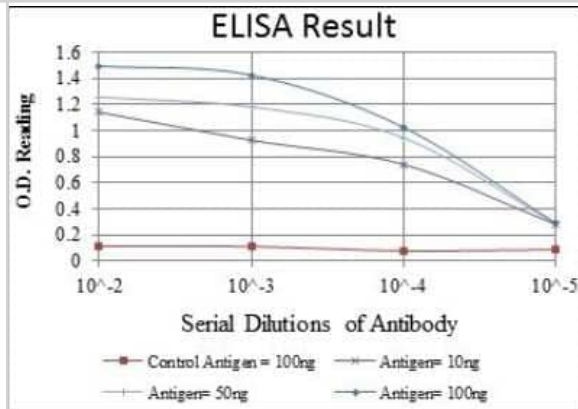
Immunocytochemistry/Immunofluorescence: alpha-Smooth Muscle Actin Antibody (1H8) [NBP2-37641] - Analysis of NIH/3T3 cells using ACTA2 mouse mAb (green). Blue: DRAQ5 fluorescent DNA dye.



Flow Cytometry: alpha-Smooth Muscle Actin Antibody (1H8) [NBP2-37641] - Analysis of Hela cells using alpha-Smooth Muscle Actin Antibody (1H8) (green) and negative control (purple).



ELISA: alpha-Smooth Muscle Actin Antibody (1H8) [NBP2-37641] - Red: Control Antigen (100ng); Purple: Antigen (10ng); Green: Antigen (50ng); Blue: Antigen (100ng);



## Publications

Ghatak S, Markwald RR, Hascall VC et al. Transforming growth factor B1 (TGFB1) regulates CD44V6 expression and activity through extracellular signal-regulated kinase (ERK)-induced EGR1 in pulmonary fibrogenic fibroblasts. J. Biol. Chem. 2017-06-23 [PMID: 28389562] (WB)



### Novus Biologicals USA

10730 E. Briarwood Avenue  
Centennial, CO 80112  
USA  
Phone: 303.730.1950  
Toll Free: 1.888.506.6887  
Fax: 303.730.1966  
nb-customerservice@bio-techne.com

### Bio-Techne Canada

21 Canmotor Ave  
Toronto, ON M8Z 4E6  
Canada  
Phone: 905.827.6400  
Toll Free: 855.668.8722  
Fax: 905.827.6402  
canada.inquires@bio-techne.com

### Bio-Techne Ltd

19 Barton Lane  
Abingdon Science Park  
Abingdon, OX14 3NB, United Kingdom  
Phone: (44) (0) 1235 529449  
Free Phone: 0800 37 34 15  
Fax: (44) (0) 1235 533420  
info.EMEA@bio-techne.com

### General Contact Information

www.novusbio.com  
Technical Support: nb-technical@bio-techne.com  
Orders: nb-customerservice@bio-techne.com  
General: novus@novusbio.com

### Products Related to NBP2-37641

---

NBP2-33376H	Blue Marker Antibody (6F4-F6) [HRP]
HAF007	Goat anti-Mouse IgG Secondary Antibody [HRP]
NB7539	Goat anti-Mouse IgG (H+L) Secondary Antibody [HRP]
NBP1-97005-0.5mg	Mouse IgG1 Isotype Control (MG1)

---

### Limitations

This product is for research use only and is not approved for use in humans or in clinical diagnosis. Primary Antibodies are guaranteed for 1 year from date of receipt.

For more information on our 100% guarantee, please visit [www.novusbio.com/guarantee](http://www.novusbio.com/guarantee)

Earn gift cards/discounts by submitting a review: [www.novusbio.com/reviews/submit/NBP2-37641](http://www.novusbio.com/reviews/submit/NBP2-37641)

Earn gift cards/discounts by submitting a publication using this product:  
[www.novusbio.com/publications](http://www.novusbio.com/publications)

