

# Product Datasheet

## CDC2/CDK1 Antibody (2G9)

### NBP2-37626

Unit Size: 0.1 ml

Store at 4C short term. Aliquot and store at -20C long term. Avoid freeze-thaw cycles.

[www.novusbio.com](http://www.novusbio.com)



[technical@novusbio.com](mailto:technical@novusbio.com)

**Reviews: 1**

Protocols, Publications, Related Products, Reviews, Research Tools and Images at:  
[www.novusbio.com/NBP2-37626](http://www.novusbio.com/NBP2-37626)

Updated 1/11/2026 v.20.1

**Earn rewards for product reviews and publications.**

Submit a publication at [www.novusbio.com/publications](http://www.novusbio.com/publications)

Submit a review at [www.novusbio.com/reviews/destination/NBP2-37626](http://www.novusbio.com/reviews/destination/NBP2-37626)



**NBP2-37626****CDC2/CDK1 Antibody (2G9)**

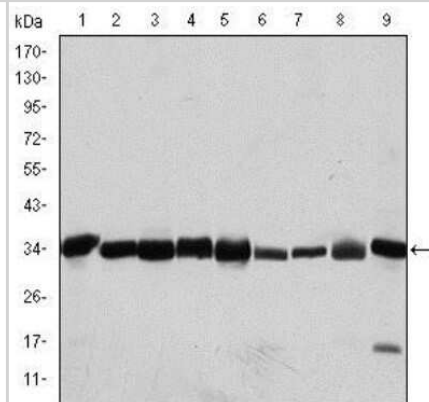
<b>Product Information</b>	
<b>Unit Size</b>	0.1 ml
<b>Concentration</b>	This product is unpurified. The exact concentration of antibody is not quantifiable.
<b>Storage</b>	Store at 4C short term. Aliquot and store at -20C long term. Avoid freeze-thaw cycles.
<b>Clonality</b>	Monoclonal
<b>Clone</b>	2G9
<b>Preservative</b>	0.03% Sodium Azide
<b>Isotype</b>	IgG1
<b>Purity</b>	Ascites
<b>Buffer</b>	Ascites
<b>Target Molecular Weight</b>	34 kDa

<b>Product Description</b>	
<b>Description</b>	Novus Biologicals Mouse CDC2/CDK1 Antibody (2G9) (NBP2-37626) is a monoclonal antibody validated for use in IHC, WB, ELISA and ICC/IF. All Novus Biologicals antibodies are covered by our 100% guarantee.
<b>Host</b>	Mouse
<b>Gene ID</b>	983
<b>Gene Symbol</b>	CDK1
<b>Species</b>	Human, Mouse, Rat, Primate, Monkey
<b>Reactivity Notes</b>	Mouse blocking reagent may be needed for IHC and ICC experiments to reduce high background signal. You can find these reagents under catalog numbers PK-2200-NB and MP-2400-NB. Please contact Technical Support if you have any Please note that this antibody is reactive to Mouse and derived from the same host, Mouse. Mouse-On-questions.
<b>Immunogen</b>	Purified recombinant fragment of human CDC2/CDK1 expressed in E. Coli.

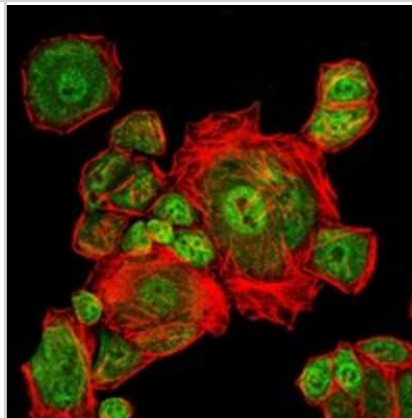
<b>Product Application Details</b>	
<b>Applications</b>	Western Blot, Immunohistochemistry-Paraffin, ELISA, Immunocytochemistry/ Immunofluorescence, Immunohistochemistry
<b>Recommended Dilutions</b>	Western Blot 1:500 - 1:2000, ELISA 1:10000, Immunohistochemistry 1:200 - 1:1000, Immunocytochemistry/ Immunofluorescence 1:200 - 1:1000, Immunohistochemistry-Paraffin 1:200-1:1000

## Images

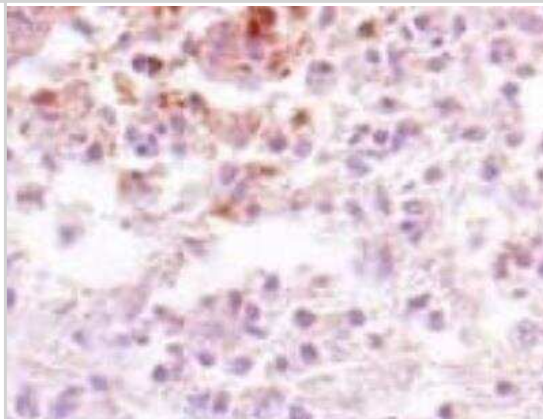
Western Blot: CDC2/CDK1 Antibody (2G9) [NBP2-37626] - Analysis using CDK1 mouse mAb against HeLa (1), Jurkat (2), K562 (3), A431 (4), MCF-7 (5), RAW264.7 (6), NIN/3T3 (7), PC-12 (8), and Cos7 (9) cell lysate.



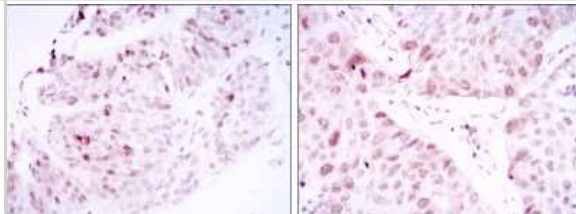
Immunocytochemistry/Immunofluorescence: CDC2/CDK1 Antibody (2G9) [NBP2-37626] - Analysis of Eca109 cells using CDK1 mouse mAb (green). Red: Actin filaments have been labeled with Alexa Fluor-555 phalloidin.



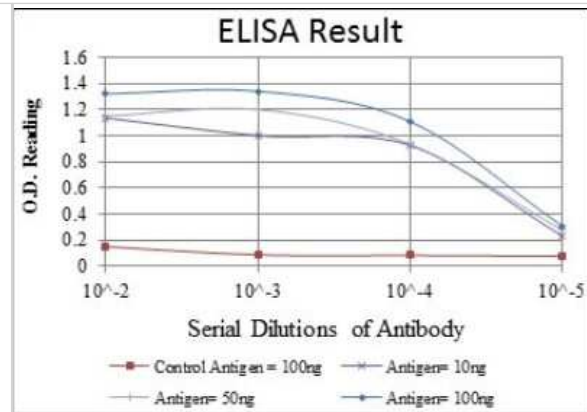
Immunohistochemistry-Paraffin: CDC2/CDK1 Antibody (2G9) [NBP2-37626] - Analysis of spinal cord tissue using CDC2/CDK1 antibody (2G9). Image from verified customer review.



Immunohistochemistry-Paraffin: CDC2/CDK1 Antibody (2G9) [NBP2-37626] - Analysis of ovarian cancer tissues (left) and lung cancer tissues (right) using CDK1 mouse mAb with DAB staining.



ELISA: CDC2/CDK1 Antibody (2G9) [NBP2-37626] - Red: Control Antigen (100ng); Purple: Antigen (10ng); Green: Antigen (50ng); Blue: Antigen (100ng);





### **Novus Biologicals USA**

10730 E. Briarwood Avenue  
Centennial, CO 80112  
USA  
Phone: 303.730.1950  
Toll Free: 1.888.506.6887  
Fax: 303.730.1966  
nb-customerservice@bio-techne.com

### **Bio-Techne Canada**

21 Canmotor Ave  
Toronto, ON M8Z 4E6  
Canada  
Phone: 905.827.6400  
Toll Free: 855.668.8722  
Fax: 905.827.6402  
canada.inquires@bio-techne.com

### **Bio-Techne Ltd**

19 Barton Lane  
Abingdon Science Park  
Abingdon, OX14 3NB, United Kingdom  
Phone: (44) (0) 1235 529449  
Free Phone: 0800 37 34 15  
Fax: (44) (0) 1235 533420  
info.EMEA@bio-techne.com

### **General Contact Information**

www.novusbio.com  
Technical Support: nb-technical@bio-techne.com  
Orders: nb-customerservice@bio-techne.com  
General: novus@novusbio.com

### **Products Related to NBP2-37626**

---

NBP2-33376H	Blue Marker Antibody (6F4-F6) [HRP]
HAF007	Goat anti-Mouse IgG Secondary Antibody [HRP]
NB7539	Goat anti-Mouse IgG (H+L) Secondary Antibody [HRP]
NBP1-97005-0.5mg	Mouse IgG1 Isotype Control (MG1)

---

### **Limitations**

This product is for research use only and is not approved for use in humans or in clinical diagnosis. Primary Antibodies are guaranteed for 1 year from date of receipt.

For more information on our 100% guarantee, please visit [www.novusbio.com/guarantee](http://www.novusbio.com/guarantee)

Earn gift cards/discounts by submitting a review: [www.novusbio.com/reviews/submit/NBP2-37626](http://www.novusbio.com/reviews/submit/NBP2-37626)

Earn gift cards/discounts by submitting a publication using this product:  
[www.novusbio.com/publications](http://www.novusbio.com/publications)

