

Product Datasheet

Otx2 Antibody (1H12C4B5)

NBP2-37597

Unit Size: 0.1 ml

Store at 4C short term. Aliquot and store at -20C long term. Avoid freeze-thaw cycles.

www.novusbio.com



technical@novusbio.com

Reviews: 1

Protocols, Publications, Related Products, Reviews, Research Tools and Images at:
www.novusbio.com/NBP2-37597

Updated 1/11/2026 v.20.1

Earn rewards for product reviews and publications.

Submit a publication at www.novusbio.com/publications

Submit a review at www.novusbio.com/reviews/destination/NBP2-37597



NBP2-37597

Otx2 Antibody (1H12C4B5)

Product Information	
Unit Size	0.1 ml
Concentration	This product is unpurified. The exact concentration of antibody is not quantifiable.
Storage	Store at 4C short term. Aliquot and store at -20C long term. Avoid freeze-thaw cycles.
Clonality	Monoclonal
Clone	1H12C4B5
Preservative	0.03% Sodium Azide
Isotype	IgG1
Purity	Ascites
Buffer	Ascites
Target Molecular Weight	32 kDa

Product Description	
Description	Novus Biologicals Mouse Otx2 Antibody (1H12C4B5) (NBP2-37597) is a monoclonal antibody validated for use in IHC, WB, ELISA, Flow and ICC/IF. All Novus Biologicals antibodies are covered by our 100% guarantee.
Host	Mouse
Gene ID	5015
Gene Symbol	OTX2
Species	Human
Immunogen	Purified recombinant fragment of human Otx2 expressed in E. Coli.

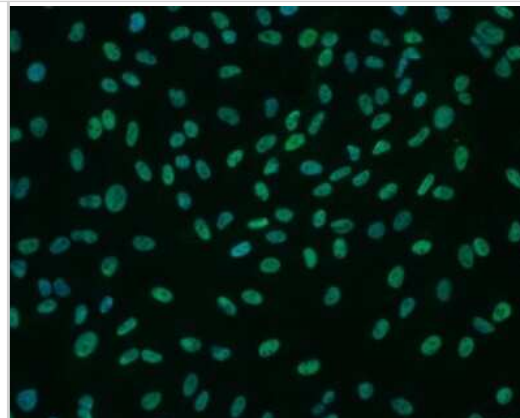
Product Application Details	
Applications	Western Blot, Immunohistochemistry-Paraffin, ELISA, Flow Cytometry, Immunocytochemistry/ Immunofluorescence, Immunohistochemistry
Recommended Dilutions	Western Blot 1:500 - 1:2000, Flow Cytometry 1:200 - 1:400, ELISA 1:10000, Immunohistochemistry 1:200 - 1:1000, Immunocytochemistry/ Immunofluorescence 1:200 - 1:1000, Immunohistochemistry-Paraffin 1:200 - 1:1000

Images

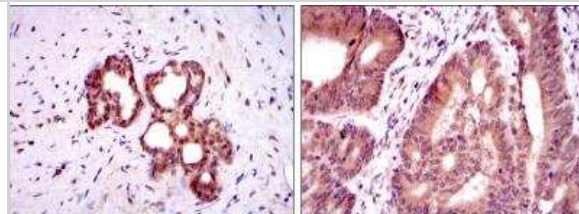
Western Blot: Otx2 Antibody (1H12C4B5) [NBP2-37597] - Western blot analysis using OTX2 mouse mAb against HepG2 (1), Jurkat (2), and NTERA-2 (3) cell lysate.



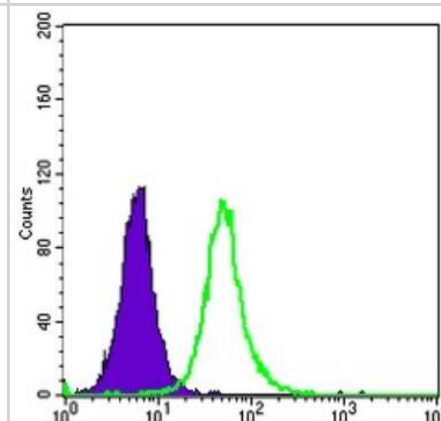
Immunocytochemistry/Immunofluorescence: Otx2 Antibody (1H12C4B5) [NBP2-37597] - ARPE-19 monolayer on glass substrate. Fixative 4% PFA Blocking Goat Serum Dilution 1:200. Incubation 1h @RT. This image was submitted via customer Review.



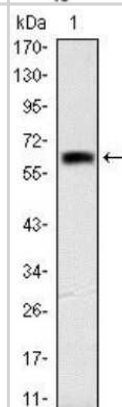
Immunohistochemistry-Paraffin: Otx2 Antibody (1H12C4B5) [NBP2-37597] - Analysis of paraffin-embedded prostate tissues (left) and colon cancer tissues (right) using OTX2 mouse mAb with DAB staining.



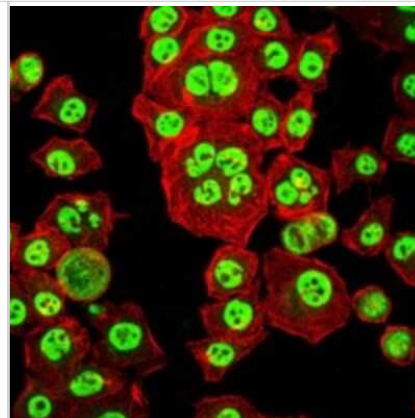
Flow Cytometry: Otx2 Antibody (1H12C4B5) [NBP2-37597] - Flow cytometric analysis of HepG2 cells using OTX2 mouse mAb (green) and negative control (purple).



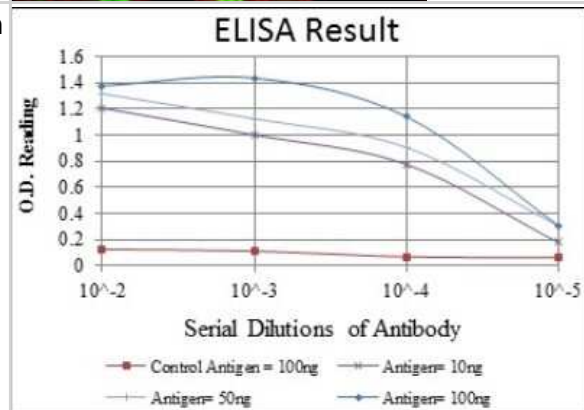
Western Blot: Otx2 Antibody (1H12C4B5) [NBP2-37597] - Western blot analysis using OTX2 mAb against human OTX2 (AA: 40-297) recombinant protein. (Expected MW is 65 kDa)



Immunocytochemistry/Immunofluorescence: Otx2 Antibody (1H12C4B5) [NBP2-37597] - Immunofluorescence analysis of HepG2 cells using OTX2 mouse mAb (green). Red: Actin filaments have been labeled with Alexa Fluor-555 phalloidin.



ELISA: Otx2 Antibody (1H12C4B5) [NBP2-37597] - Red: Control Antigen (100ng); Purple: Antigen (10ng); Green: Antigen (50ng); Blue: Antigen (100ng);





Novus Biologicals USA

10730 E. Briarwood Avenue
Centennial, CO 80112
USA
Phone: 303.730.1950
Toll Free: 1.888.506.6887
Fax: 303.730.1966
nb-customerservice@bio-techne.com

Bio-Techne Canada

21 Canmotor Ave
Toronto, ON M8Z 4E6
Canada
Phone: 905.827.6400
Toll Free: 855.668.8722
Fax: 905.827.6402
canada.inquires@bio-techne.com

Bio-Techne Ltd

19 Barton Lane
Abingdon Science Park
Abingdon, OX14 3NB, United Kingdom
Phone: (44) (0) 1235 529449
Free Phone: 0800 37 34 15
Fax: (44) (0) 1235 533420
info.EMEA@bio-techne.com

General Contact Information

www.novusbio.com
Technical Support: nb-technical@bio-techne.com
Orders: nb-customerservice@bio-techne.com
General: novus@novusbio.com

Products Related to NBP2-37597

NBP2-33376H	Blue Marker Antibody (6F4-F6) [HRP]
HAF007	Goat anti-Mouse IgG Secondary Antibody [HRP]
NB7539	Goat anti-Mouse IgG (H+L) Secondary Antibody [HRP]
NBP1-97005-0.5mg	Mouse IgG1 Isotype Control (MG1)

Limitations

This product is for research use only and is not approved for use in humans or in clinical diagnosis. Primary Antibodies are guaranteed for 1 year from date of receipt.

For more information on our 100% guarantee, please visit www.novusbio.com/guarantee

Earn gift cards/discounts by submitting a review: www.novusbio.com/reviews/submit/NBP2-37597

Earn gift cards/discounts by submitting a publication using this product:
www.novusbio.com/publications

