

Product Datasheet

Fas/TNFRSF6/CD95 Antibody (4F8H6) - BSA Free NBP2-37515

Unit Size: 0.1 ml

Store at 4C short term. Aliquot and store at -20C long term. Avoid freeze-thaw cycles.

www.novusbio.com



technical@novusbio.com

Protocols, Publications, Related Products, Reviews, Research Tools and Images at:
www.novusbio.com/NBP2-37515

Updated 9/9/2025 v.20.1

Earn rewards for product
reviews and publications.

Submit a publication at www.novusbio.com/publications

Submit a review at www.novusbio.com/reviews/destination/NBP2-37515



NBP2-37515

Fas/TNFRSF6/CD95 Antibody (4F8H6) - BSA Free

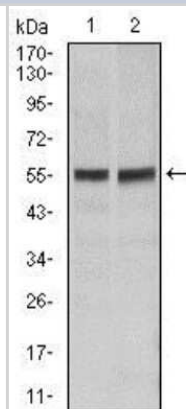
Product Information	
Unit Size	0.1 ml
Concentration	1 mg/ml
Storage	Store at 4C short term. Aliquot and store at -20C long term. Avoid freeze-thaw cycles.
Clonality	Monoclonal
Clone	4F8H6
Preservative	0.05% Sodium Azide
Isotype	IgG1
Purity	Protein G purified
Buffer	PBS
Target Molecular Weight	37.7 kDa

Product Description	
Description	Novus Biologicals Mouse Fas/TNFRSF6/CD95 Antibody (4F8H6) - BSA Free (NBP2-37515) is a monoclonal antibody validated for use in WB, ELISA, Flow and ICC/IF. All Novus Biologicals antibodies are covered by our 100% guarantee.
Host	Mouse
Gene ID	355
Gene Symbol	FAS
Species	Human
Immunogen	Purified recombinant fragment of human Fas/TNFRSF6/CD95 expressed in E. Coli.

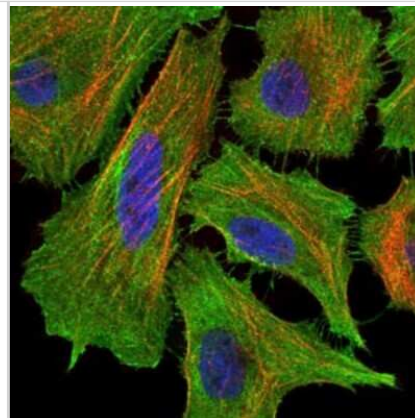
Product Application Details	
Applications	Western Blot, ELISA, Flow Cytometry, Immunocytochemistry/ Immunofluorescence, CyTOF-ready
Recommended Dilutions	Western Blot 1:500 - 1:2000, Flow Cytometry 1:200 - 1:400, ELISA 1:10000, Immunocytochemistry/ Immunofluorescence 1:200 - 1:1000, CyTOF-ready
Application Notes	This antibody is Cytof ready.

Images

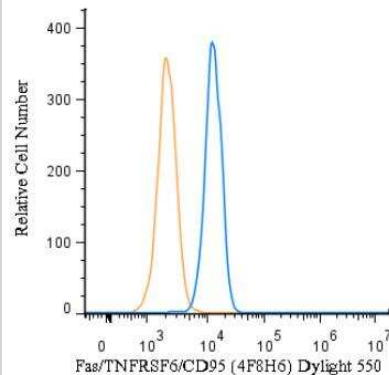
Western Blot: Fas/TNFRSF6/CD95 Antibody (4F8H6) - BSA Free [NBP2-37515] - Western blot analysis using Fas/TNFRSF6/CD95 mouse monoclonal antibody against Hela (1), Jurkat (2) cell lysate.



Immunocytochemistry/Immunofluorescence: Fas/TNFRSF6/CD95 Antibody (4F8H6) - BSA Free [NBP2-37515] - Immunofluorescence analysis of HeLa cells using Fas/TNFRSF6/CD95 mouse monoclonal antibody (green). Blue: DRAQ5 fluorescent DNA dye. Red: Actin filaments have been labeled with Alexa Fluor-555 phalloidin.

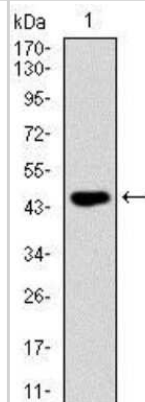


Flow Cytometry: Fas Receptor/TNFRSF6/CD95 Antibody (4F8H6) [NBP2-37515] - An intracellular stain was performed on HeLa cells with Fas/TNFRSF6/CD95 Antibody (4F8H6) NBP2-37515R (blue) and a matched isotype control (orange). Cells were fixed with 4% PFA and then permeabilized with 0.1% saponin. Cells were incubated in an antibody dilution of 10 ug/mL for 30 minutes at room temperature. Both antibodies were conjugated to Dylight 550.

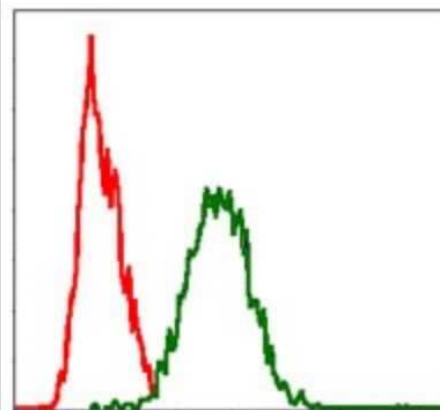


Copyright © 2018 Novus Biologicals

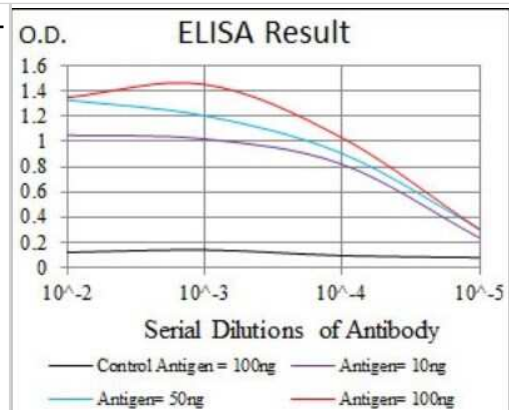
Western Blot: Fas/TNFRSF6/CD95 Antibody (4F8H6) - BSA Free [NBP2-37515] - Analysis using Fas/TNFRSF6/CD95 monoclonal antibody against human Fas/TNFRSF6/CD95 (AA: 87-278) recombinant protein. (Expected MW is 47.2 kDa)



Flow Cytometry: Fas/TNFRSF6/CD95 Antibody (4F8H6) - BSA Free [NBP2-37515] - Analysis of HeLa cells using Fas/TNFRSF6/CD95 mouse monoclonal antibody (green) and negative control (red).



ELISA: Fas Receptor/TNFRSF6/CD95 Antibody (4F8H6) [NBP2-37515] -
Red: Control Antigen (100ng); Purple: Antigen (10ng); Green: Antigen
(50ng); Blue: Antigen (100ng);





Novus Biologicals USA

10730 E. Briarwood Avenue
Centennial, CO 80112
USA
Phone: 303.730.1950
Toll Free: 1.888.506.6887
Fax: 303.730.1966
nb-customerservice@bio-techne.com

Bio-Techne Canada

21 Canmotor Ave
Toronto, ON M8Z 4E6
Canada
Phone: 905.827.6400
Toll Free: 855.668.8722
Fax: 905.827.6402
canada.inquires@bio-techne.com

Bio-Techne Ltd

19 Barton Lane
Abingdon Science Park
Abingdon, OX14 3NB, United Kingdom
Phone: (44) (0) 1235 529449
Free Phone: 0800 37 34 15
Fax: (44) (0) 1235 533420
info.EMEA@bio-techne.com

General Contact Information

www.novusbio.com
Technical Support: nb-technical@bio-techne.com
Orders: nb-customerservice@bio-techne.com
General: novus@novusbio.com

Products Related to NBP2-37515

NBP2-33376H	Blue Marker Antibody (6F4-F6) [HRP]
HAF007	Goat anti-Mouse IgG Secondary Antibody [HRP]
NB7539	Goat anti-Mouse IgG (H+L) Secondary Antibody [HRP]
NBP1-97005-0.5mg	Mouse IgG1 Isotype Control (MG1)

Limitations

This product is for research use only and is not approved for use in humans or in clinical diagnosis. Primary Antibodies are guaranteed for 1 year from date of receipt.

For more information on our 100% guarantee, please visit www.novusbio.com/guarantee

Earn gift cards/discounts by submitting a review: www.novusbio.com/reviews/submit/NBP2-37515

Earn gift cards/discounts by submitting a publication using this product:
www.novusbio.com/publications

