

# Product Datasheet

## Integrin alpha 4/CD49d Antibody (5C4) - BSA Free NBP2-37503

Unit Size: 0.1 ml

Store at 4C short term. Aliquot and store at -20C long term. Avoid freeze-thaw cycles.

[www.novusbio.com](http://www.novusbio.com)



[technical@novusbio.com](mailto:technical@novusbio.com)

### Publications: 1

Protocols, Publications, Related Products, Reviews, Research Tools and Images at:  
[www.novusbio.com/NBP2-37503](http://www.novusbio.com/NBP2-37503)

Updated 9/9/2025 v.20.1

Earn rewards for product  
reviews and publications.

Submit a publication at [www.novusbio.com/publications](http://www.novusbio.com/publications)

Submit a review at [www.novusbio.com/reviews/destination/NBP2-37503](http://www.novusbio.com/reviews/destination/NBP2-37503)



**NBP2-37503**

Integrin alpha 4/CD49d Antibody (5C4) - BSA Free

| Product Information     |  |
|-------------------------|--|
| Unit Size               | 0.1 ml   |
| Concentration           | 1 mg/ml  |
| Storage                 | Store at 4C short term. Aliquot and store at -20C long term. Avoid freeze-thaw cycles. |
| Clonality               | Monoclonal   |
| Clone                   | 5C4  |
| Preservative            | 0.05% Sodium Azide   |
| Isotype                 | IgG1   |
| Purity                  | Protein G purified   |
| Buffer                  | PBS  |
| Target Molecular Weight | 115 kDa  |


| Product Description |   |
|---------------------|---|
| Description         | Novus Biologicals Mouse Integrin alpha 4/CD49d Antibody (5C4) - BSA Free (NBP2-37503) is a monoclonal antibody validated for use in WB, ELISA and Flow. Anti-Integrin alpha 4/CD49d Antibody: Cited in 1 publication. All Novus Biologicals antibodies are covered by our 100% guarantee. |
| Host                | Mouse   |
| Gene ID             | 3676  |
| Gene Symbol         | ITGA4   |
| Species             | Human   |
| Immunogen           | Purified recombinant fragment of human Integrin alpha 4/CD49d expressed in E. Coli.   |

| Product Application Details |   |
|-----------------------------|---|
| Applications                | Western Blot, ELISA, Flow Cytometry, CyTOF-ready                                      |
| Recommended Dilutions       | Western Blot 1:500 - 1:2000, Flow Cytometry 1:200 - 1:400, ELISA 1:10000, CyTOF-ready |
| Application Notes           | This antibody is Cytof ready.   |

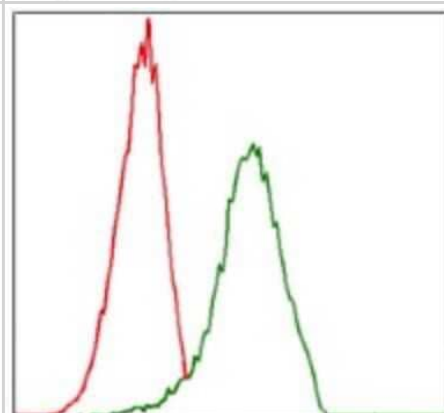


## Images

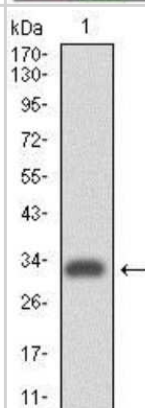
Western Blot: Integrin alpha 4/CD49d Antibody (5C4) [NBP2-37503] - Analysis using ITGA4 mouse mAb against K562(1) and Jurkat (2) cell lysate.



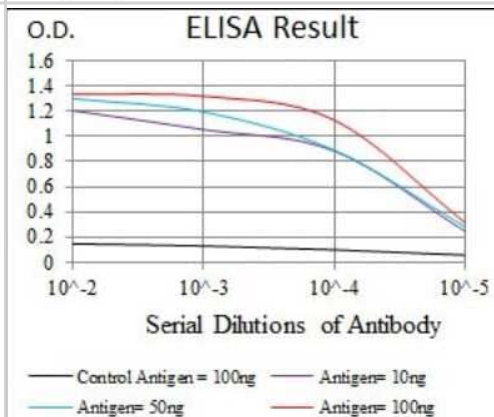
Flow Cytometry: Integrin alpha 4/CD49d Antibody (5C4) [NBP2-37503] - Analysis of Jurkat cells using ITGA4 mouse mAb (green) and negative control (red).



Western Blot: Integrin alpha 4/CD49d Antibody (5C4) [NBP2-37503] - Analysis using ITGA4 mAb against human ITGA4 (AA: 926-978) recombinant protein. (Expected MW is 31.7 kDa)



ELISA: Integrin alpha 4/CD49d Antibody (5C4) [NBP2-37503] - Red: Control Antigen (100ng); Purple: Antigen (10ng); Green: Antigen (50ng); Blue: Antigen (100ng);



## Publications

Dell'Anno I, Barbarino M, Barone E et al. EIF4G1 and RAN as Possible Drivers for Malignant Pleural Mesothelioma Int J Mol Sci 2020-07-09 [PMID: 32659970] (WB, Human)



### **Novus Biologicals USA**

10730 E. Briarwood Avenue  
Centennial, CO 80112  
USA  
Phone: 303.730.1950  
Toll Free: 1.888.506.6887  
Fax: 303.730.1966  
nb-customerservice@bio-techne.com

### **Bio-Techne Canada**

21 Canmotor Ave  
Toronto, ON M8Z 4E6  
Canada  
Phone: 905.827.6400  
Toll Free: 855.668.8722  
Fax: 905.827.6402  
canada.inquires@bio-techne.com

### **Bio-Techne Ltd**

19 Barton Lane  
Abingdon Science Park  
Abingdon, OX14 3NB, United Kingdom  
Phone: (44) (0) 1235 529449  
Free Phone: 0800 37 34 15  
Fax: (44) (0) 1235 533420  
info.EMEA@bio-techne.com

### **General Contact Information**

www.novusbio.com  
Technical Support: nb-technical@bio-techne.com  
Orders: nb-customerservice@bio-techne.com  
General: novus@novusbio.com

### **Products Related to NBP2-37503**

---

|                  |  |
|------------------|--|
| NBP2-33376H      | Blue Marker Antibody (6F4-F6) [HRP]                |
| HAF007           | Goat anti-Mouse IgG Secondary Antibody [HRP]       |
| NB7539           | Goat anti-Mouse IgG (H+L) Secondary Antibody [HRP] |
| NBP1-97005-0.5mg | Mouse IgG1 Isotype Control (MG1)                   |

---

### **Limitations**

This product is for research use only and is not approved for use in humans or in clinical diagnosis. Primary Antibodies are guaranteed for 1 year from date of receipt.

For more information on our 100% guarantee, please visit [www.novusbio.com/guarantee](http://www.novusbio.com/guarantee)

Earn gift cards/discounts by submitting a review: [www.novusbio.com/reviews/submit/NBP2-37503](http://www.novusbio.com/reviews/submit/NBP2-37503)

Earn gift cards/discounts by submitting a publication using this product:  
[www.novusbio.com/publications](http://www.novusbio.com/publications)

