

Product Datasheet

c-Fos Antibody (2G2)

NBP2-37492

Unit Size: 0.1 ml

Store at 4C short term. Aliquot and store at -20C long term. Avoid freeze-thaw cycles.

www.novusbio.com



technical@novusbio.com

Publications: 1


Protocols, Publications, Related Products, Reviews, Research Tools and Images at:
www.novusbio.com/NBP2-37492

Updated 1/11/2026 v.20.1

Earn rewards for product reviews and publications.

Submit a publication at www.novusbio.com/publications

Submit a review at www.novusbio.com/reviews/destination/NBP2-37492



NBP2-37492

c-Fos Antibody (2G2)

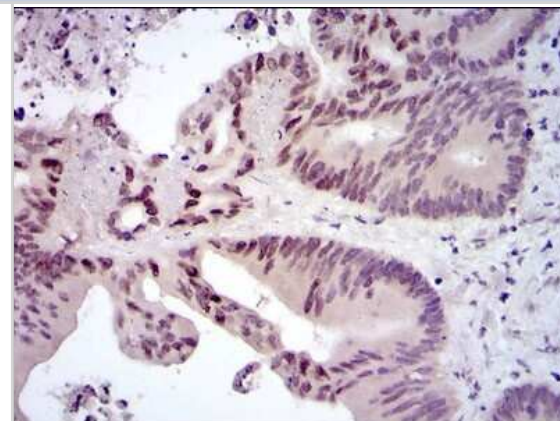
Product Information	
Unit Size	0.1 ml
Concentration	This product is unpurified. The exact concentration of antibody is not quantifiable.
Storage	Store at 4C short term. Aliquot and store at -20C long term. Avoid freeze-thaw cycles.
Clonality	Monoclonal
Clone	2G2
Preservative	0.03% Sodium Azide
Isotype	IgG1
Purity	Ascites
Buffer	Ascites
Target Molecular Weight	40.7 kDa

Product Description	
Description	Novus Biologicals Mouse c-Fos Antibody (2G2) (NBP2-37492) is a monoclonal antibody validated for use in IHC, WB, ELISA and Flow. Anti-c-Fos Antibody: Cited in 1 publication. All Novus Biologicals antibodies are covered by our 100% guarantee.
Host	Mouse
Gene ID	2353
Gene Symbol	FOS
Species	Human
Immunogen	Purified recombinant fragment of human c-Fos expressed in E. Coli.

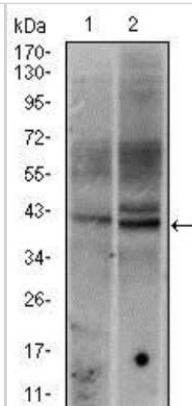
Product Application Details	
Applications	Western Blot, Immunohistochemistry-Paraffin, ELISA, Flow Cytometry, Immunohistochemistry
Recommended Dilutions	Western Blot 1:500 - 1:2000, Flow Cytometry 1:200 - 1:400, ELISA 1:10000, Immunohistochemistry 1:200 - 1:1000, Immunohistochemistry-Paraffin

Images

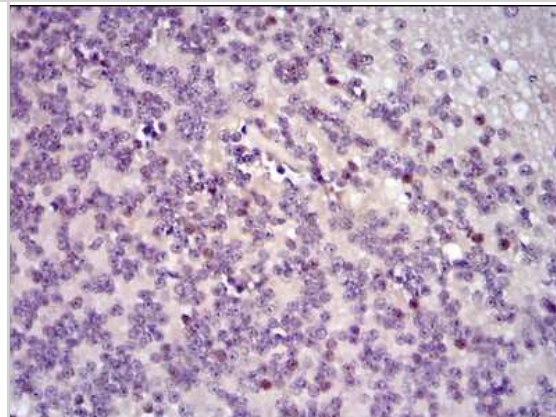
Immunohistochemistry-Paraffin: c-Fos Antibody (2G2) [NBP2-37492] - Analysis of colon cancer tissues using FOS mouse mAb with DAB staining.



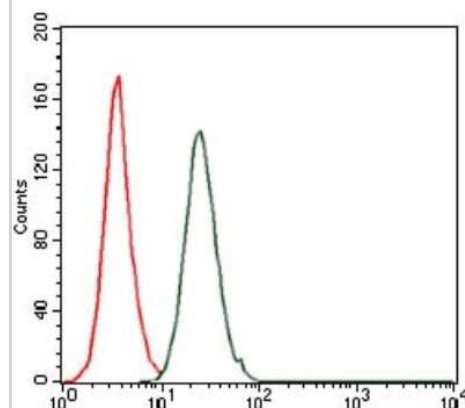
Western Blot: c-Fos Antibody (2G2) [NBP2-37492] - Western blot analysis using FOS mouse mAb against HeLa (1), and HeLa (2) cell lysate.



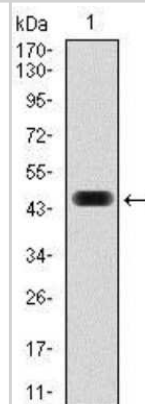
Immunohistochemistry-Paraffin: c-Fos Antibody (2G2) [NBP2-37492] - Analysis of cerebellum tissues using FOS mouse mAb with DAB staining.



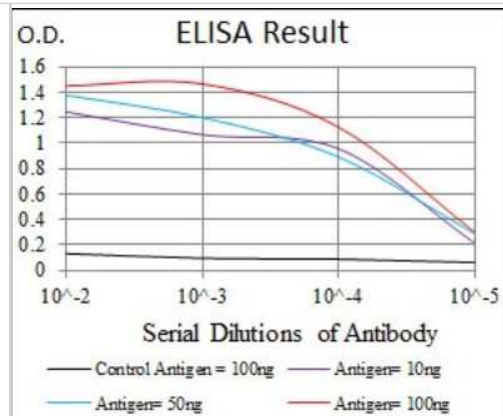
Flow Cytometry: c-Fos Antibody (2G2) [NBP2-37492] - Flow cytometric analysis of HeLa cells using FOS mouse mAb (green) and negative control (red).



Western Blot: c-Fos Antibody (2G2) [NBP2-37492] - Western blot analysis using FOS mAb against human FOS (AA: 116-298) recombinant protein. (Expected MW is 45.8 kDa)



ELISA: c-Fos Antibody (2G2) [NBP2-37492] - Red: Control Antigen (100ng); Purple: Antigen (10ng); Green: Antigen (50ng); Blue: Antigen (100ng);



Publications

Bray C, Wright D, Haupt S et al. Crispr/Cas Mediated Deletion of PTPN22 in Jurkat T Cells Enhances TCR Signaling and Production of IL-2. *Front Immunol.* 2018-11-12 [PMID: 30483260] (FLOW, Human)



Novus Biologicals USA

10730 E. Briarwood Avenue
Centennial, CO 80112
USA
Phone: 303.730.1950
Toll Free: 1.888.506.6887
Fax: 303.730.1966
nb-customerservice@bio-techne.com

Bio-Techne Canada

21 Canmotor Ave
Toronto, ON M8Z 4E6
Canada
Phone: 905.827.6400
Toll Free: 855.668.8722
Fax: 905.827.6402
canada.inquires@bio-techne.com

Bio-Techne Ltd

19 Barton Lane
Abingdon Science Park
Abingdon, OX14 3NB, United Kingdom
Phone: (44) (0) 1235 529449
Free Phone: 0800 37 34 15
Fax: (44) (0) 1235 533420
info.EMEA@bio-techne.com

General Contact Information

www.novusbio.com
Technical Support: nb-technical@bio-techne.com
Orders: nb-customerservice@bio-techne.com
General: novus@novusbio.com

Products Related to NBP2-37492

NBP2-33376H	Blue Marker Antibody (6F4-F6) [HRP]
HAF007	Goat anti-Mouse IgG Secondary Antibody [HRP]
NB7539	Goat anti-Mouse IgG (H+L) Secondary Antibody [HRP]
NBP1-97005-0.5mg	Mouse IgG1 Isotype Control (MG1)

Limitations

This product is for research use only and is not approved for use in humans or in clinical diagnosis. Primary Antibodies are guaranteed for 1 year from date of receipt.

For more information on our 100% guarantee, please visit www.novusbio.com/guarantee

Earn gift cards/discounts by submitting a review: www.novusbio.com/reviews/submit/NBP2-37492

Earn gift cards/discounts by submitting a publication using this product:
www.novusbio.com/publications

