

Product Datasheet

Doublecortin Antibody (2G5) - BSA Free NBP2-37476

Unit Size: 0.1 ml

Store at 4C short term. Aliquot and store at -20C long term. Avoid freeze-thaw cycles.

www.novusbio.com



technical@novusbio.com

Protocols, Publications, Related Products, Reviews, Research Tools and Images at:
www.novusbio.com/NBP2-37476

Updated 10/23/2024 v.20.1

Earn rewards for product
reviews and publications.

Submit a publication at www.novusbio.com/publications

Submit a review at www.novusbio.com/reviews/destination/NBP2-37476



NBP2-37476

Doublecortin Antibody (2G5) - BSA Free

Product Information	
Unit Size	0.1 ml
Concentration	1 mg/ml
Storage	Store at 4C short term. Aliquot and store at -20C long term. Avoid freeze-thaw cycles.
Clonality	Monoclonal
Clone	2G5
Preservative	0.05% Sodium Azide
Isotype	IgG1
Purity	Protein G purified
Buffer	PBS
Target Molecular Weight	49.3 kDa

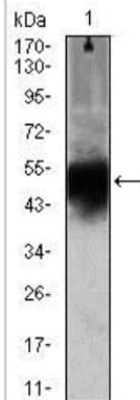
Product Description	
Description	Please note that this antibody is reactive to Mouse and derived from the same host, Mouse. Additional Mouse on Mouse blocking steps may be required for IHC and ICC experiments. Please contact Technical Support for more information.
Host	Mouse
Gene ID	1641
Gene Symbol	DCX
Species	Human, Mouse
Reactivity Notes	Reacts with Human and Mouse. Predicted to react with Rat (91%).
Specificity/Sensitivity	Doublecortin's Isoform a (NP_000546.2) and other isoforms.
Immunogen	Purified recombinant fragment of human Doublecortin (AA: 362-411) expressed in E. Coli.

Product Application Details	
Applications	Western Blot, Immunohistochemistry-Paraffin, ELISA, Flow Cytometry, Immunocytochemistry/ Immunofluorescence, Immunohistochemistry, Multiplex Immunofluorescence
Recommended Dilutions	Western Blot 1:500 - 1:2000, Flow Cytometry 1:200 - 1:400, ELISA 1:10000, Immunohistochemistry 1:200 - 1:1000, Immunocytochemistry/ Immunofluorescence 1:200 - 1:1000, Immunohistochemistry-Paraffin 1:200 - 1:1000, Multiplex Immunofluorescence
Application Notes	Doublecortin's Isoform a (NP_000546.2) is larger than other isoforms and this antibody may detect other isoforms of this protein.

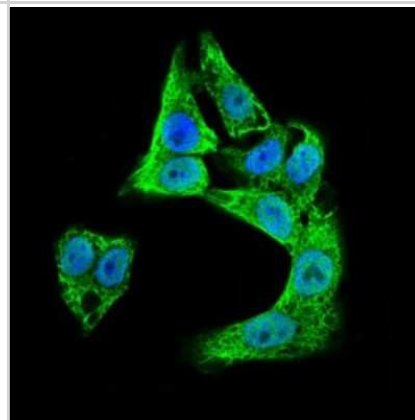


Images

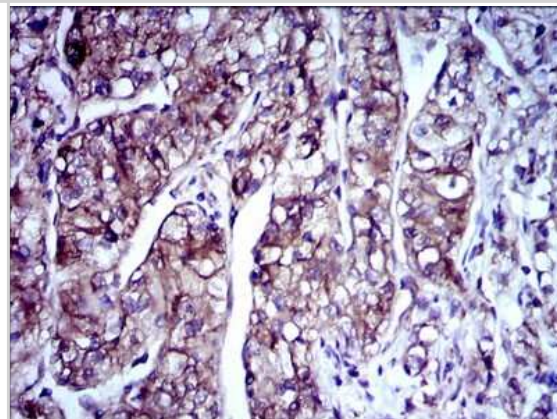
Western Blot: Doublecortin Antibody (2G5) [NBP2-37476] - Analysis using DCX mouse mAb against Mouse heart (1) lysate.



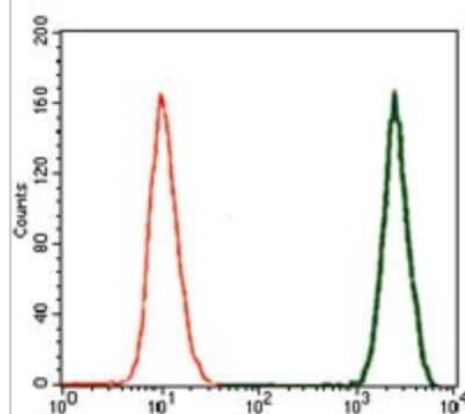
Immunocytochemistry/Immunofluorescence: Doublecortin Antibody (2G5) [NBP2-37476] - Immunofluorescence analysis of HepG2 cells using DCX mouse mAb (green). Blue: DRAQ5 fluorescent DNA dye.



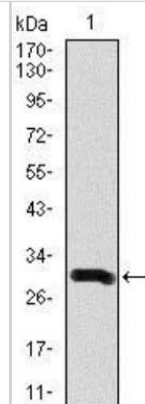
Immunohistochemistry-Paraffin: Doublecortin Antibody (2G5) [NBP2-37476] - Analysis of kidney cancer tissues using DCX mouse mAb with DAB staining.



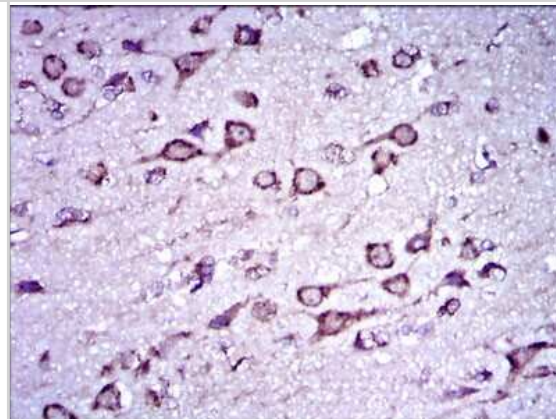
Flow Cytometry: Doublecortin Antibody (2G5) [NBP2-37476] - Analysis of SK-N-SH cells using DCX mouse mAb (green) and negative control (red).



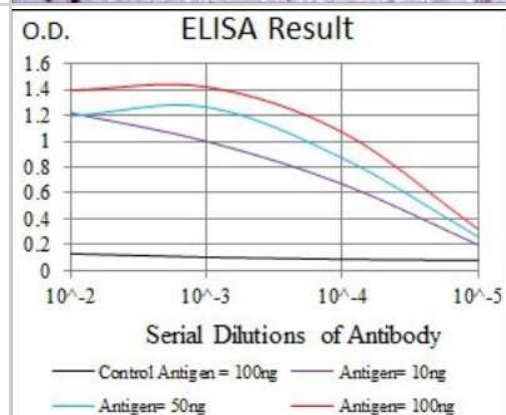
Western Blot: Doublecortin Antibody (2G5) [NBP2-37476] - Analysis using DCX mAb against human DCX recombinant protein. (Expected MW is 34.1 kDa)



Immunohistochemistry-Paraffin: Doublecortin Antibody (2G5) [NBP2-37476] - Analysis of brain tissue tissues using DCX mouse mAb with DAB staining.



ELISA: Doublecortin Antibody (2G5) [NBP2-37476] - Red: Control Antigen (100ng); Purple: Antigen (10ng); Green: Antigen (50ng); Blue: Antigen (100ng);





Novus Biologicals USA

10730 E. Briarwood Avenue
Centennial, CO 80112
USA
Phone: 303.730.1950
Toll Free: 1.888.506.6887
Fax: 303.730.1966
nb-customerservice@bio-techne.com

Bio-Techne Canada

21 Canmotor Ave
Toronto, ON M8Z 4E6
Canada
Phone: 905.827.6400
Toll Free: 855.668.8722
Fax: 905.827.6402
canada.inquires@bio-techne.com

Bio-Techne Ltd

19 Barton Lane
Abingdon Science Park
Abingdon, OX14 3NB, United Kingdom
Phone: (44) (0) 1235 529449
Free Phone: 0800 37 34 15
Fax: (44) (0) 1235 533420
info.EMEA@bio-techne.com

General Contact Information

www.novusbio.com
Technical Support: nb-technical@bio-techne.com
Orders: nb-customerservice@bio-techne.com
General: novus@novusbio.com

Products Related to NBP2-37476

HAF007	Goat anti-Mouse IgG Secondary Antibody [HRP]
NB720-B	Rabbit anti-Mouse IgG (H+L) Secondary Antibody [Biotin]
NBP1-97005-0.5mg	Mouse IgG1 Isotype Control (MG1)
H00001641-P01-10ug	Recombinant Human Doublecortin GST (N-Term) Protein

Limitations

This product is for research use only and is not approved for use in humans or in clinical diagnosis. Primary Antibodies are guaranteed for 1 year from date of receipt.

For more information on our 100% guarantee, please visit www.novusbio.com/guarantee

Earn gift cards/discounts by submitting a review: www.novusbio.com/reviews/submit/NBP2-37476

Earn gift cards/discounts by submitting a publication using this product:
www.novusbio.com/publications

