

# Product Datasheet

## **RUNX3/CBFA3 Antibody (2B3) - BSA Free NBP2-37455**

Unit Size: 0.1 ml

Store at 4C short term. Aliquot and store at -20C long term. Avoid freeze-thaw cycles.

[www.novusbio.com](http://www.novusbio.com)



[technical@novusbio.com](mailto:technical@novusbio.com)

Protocols, Publications, Related Products, Reviews, Research Tools and Images at:  
[www.novusbio.com/NBP2-37455](http://www.novusbio.com/NBP2-37455)

Updated 9/9/2025 v.20.1

**Earn rewards for product  
reviews and publications.**

Submit a publication at [www.novusbio.com/publications](http://www.novusbio.com/publications)

Submit a review at [www.novusbio.com/reviews/destination/NBP2-37455](http://www.novusbio.com/reviews/destination/NBP2-37455)



**NBP2-37455**

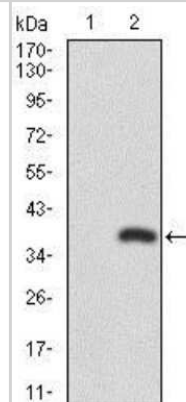
RUNX3/CBFA3 Antibody (2B3) - BSA Free

<b>Product Information</b>	
<b>Unit Size</b>	0.1 ml
<b>Concentration</b>	1 mg/ml
<b>Storage</b>	Store at 4C short term. Aliquot and store at -20C long term. Avoid freeze-thaw cycles.
<b>Clonality</b>	Monoclonal
<b>Clone</b>	2B3
<b>Preservative</b>	0.05% Sodium Azide
<b>Isotype</b>	IgG2b
<b>Purity</b>	Protein G purified
<b>Buffer</b>	PBS
<b>Target Molecular Weight</b>	44.4 kDa
<b>Product Description</b>	
<b>Description</b>	Novus Biologicals Mouse RUNX3/CBFA3 Antibody (2B3) - BSA Free (NBP2-37455) is a monoclonal antibody validated for use in IHC, WB, ELISA, Flow and ICC/IF. All Novus Biologicals antibodies are covered by our 100% guarantee.
<b>Host</b>	Mouse
<b>Gene ID</b>	864
<b>Gene Symbol</b>	RUNX3
<b>Species</b>	Human, Mouse
<b>Reactivity Notes</b>	Please note that this antibody is reactive to Mouse and derived from the same host, Mouse. Additional Mouse on Mouse blocking steps may be required for IHC and ICC experiments. Please contact Technical Support for more information.
<b>Immunogen</b>	Purified recombinant fragment of human RUNX3/CBFA3 (AA:186-252) expressed in E. Coli.
<b>Product Application Details</b>	
<b>Applications</b>	Western Blot, Immunohistochemistry-Paraffin, ELISA, Flow Cytometry, Immunocytochemistry/ Immunofluorescence, Immunohistochemistry, CyTOF-ready
<b>Recommended Dilutions</b>	Western Blot 1:500 - 1:2000, Flow Cytometry 1:200 - 1:400, ELISA 1:10000, Immunohistochemistry 1:200 - 1:1000, Immunocytochemistry/ Immunofluorescence 1:200 - 1:1000, Immunohistochemistry-Paraffin 1:200 - 1:1000, CyTOF-ready
<b>Application Notes</b>	This antibody is Cytof ready.

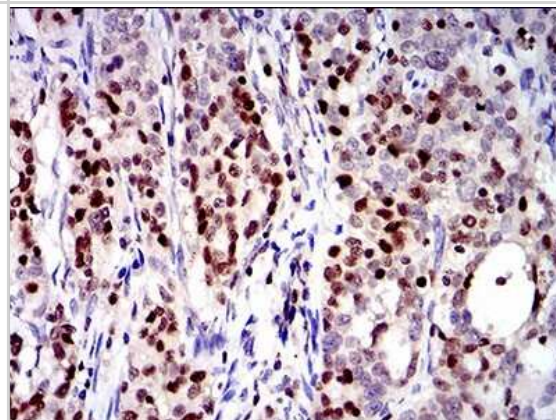


## Images

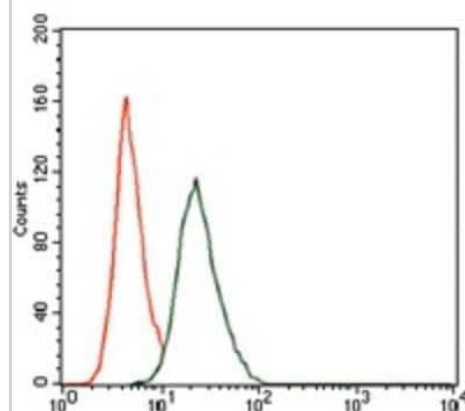
Western Blot: RUNX3/CBFA3 Antibody (2B3) [NBP2-37455] - Western blot analysis using RUNX3 mAb against HEK293 (1) and RUNX3 (AA: 186-252)-hlgGfc transfected HEK293 (2) cell lysate.



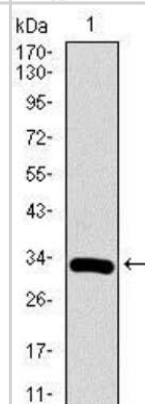
Immunohistochemistry: RUNX3/CBFA3 Antibody (2B3) [NBP2-37455] - Immunohistochemical analysis of paraffin-embedded cervical cancer tissues using RUNX3 mouse mAb with DAB staining.



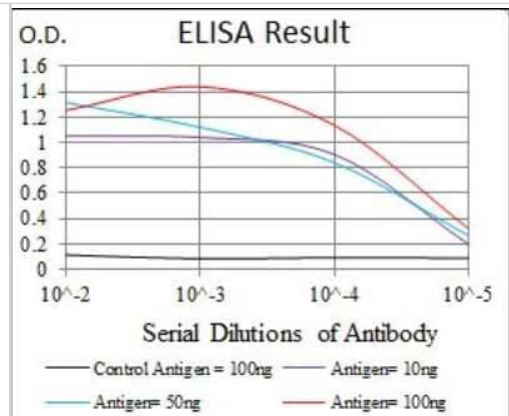
Flow Cytometry: RUNX3/CBFA3 Antibody (2B3) [NBP2-37455] - Flow cytometric analysis of NIH3T3 cells using RUNX3 mouse mAb (green) and negative control (red).



Western Blot: RUNX3/CBFA3 Antibody (2B3) [NBP2-37455] - Western blot analysis using RUNX3 mAb against human RUNX3 recombinant protein. (Expected MW is 33 kDa)



ELISA: RUNX3/CBFA3 Antibody (2B3) [NBP2-37455] - Red: Control Antigen (100ng); Purple: Antigen (10ng); Green: Antigen (50ng); Blue: Antigen (100ng);





### **Novus Biologicals USA**

10730 E. Briarwood Avenue  
Centennial, CO 80112  
USA  
Phone: 303.730.1950  
Toll Free: 1.888.506.6887  
Fax: 303.730.1966  
nb-customerservice@bio-techne.com

### **Bio-Techne Canada**

21 Canmotor Ave  
Toronto, ON M8Z 4E6  
Canada  
Phone: 905.827.6400  
Toll Free: 855.668.8722  
Fax: 905.827.6402  
canada.inquires@bio-techne.com

### **Bio-Techne Ltd**

19 Barton Lane  
Abingdon Science Park  
Abingdon, OX14 3NB, United Kingdom  
Phone: (44) (0) 1235 529449  
Free Phone: 0800 37 34 15  
Fax: (44) (0) 1235 533420  
info.EMEA@bio-techne.com

### **General Contact Information**

www.novusbio.com  
Technical Support: nb-technical@bio-techne.com  
Orders: nb-customerservice@bio-techne.com  
General: novus@novusbio.com

### **Products Related to NBP2-37455**

---

NBP2-33376H	Blue Marker Antibody (6F4-F6) [HRP]
HAF007	Goat anti-Mouse IgG Secondary Antibody [HRP]
NB7539	Goat anti-Mouse IgG (H+L) Secondary Antibody [HRP]
NBP2-27231	Mouse IgG2b Isotype Control (MPC-11)

---

### **Limitations**

This product is for research use only and is not approved for use in humans or in clinical diagnosis. Primary Antibodies are guaranteed for 1 year from date of receipt.

For more information on our 100% guarantee, please visit [www.novusbio.com/guarantee](http://www.novusbio.com/guarantee)

Earn gift cards/discounts by submitting a review: [www.novusbio.com/reviews/submit/NBP2-37455](http://www.novusbio.com/reviews/submit/NBP2-37455)

Earn gift cards/discounts by submitting a publication using this product:  
[www.novusbio.com/publications](http://www.novusbio.com/publications)

