

Product Datasheet

FoxP1 Antibody (6E4) - BSA Free NBP2-37450

Unit Size: 0.1 ml

Store at 4C short term. Aliquot and store at -20C long term. Avoid freeze-thaw cycles.

www.novusbio.com



technical@novusbio.com

Protocols, Publications, Related Products, Reviews, Research Tools and Images at:
www.novusbio.com/NBP2-37450

Updated 9/9/2025 v.20.1

Earn rewards for product
reviews and publications.

Submit a publication at www.novusbio.com/publications

Submit a review at www.novusbio.com/reviews/destination/NBP2-37450



NBP2-37450

FoxP1 Antibody (6E4) - BSA Free

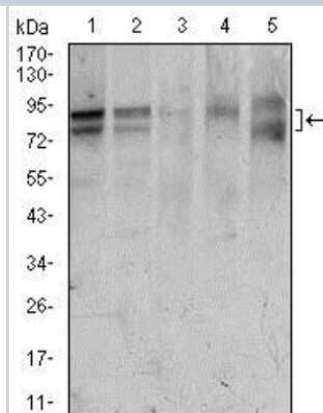
| Product Information | |
|-------------------------|----------------------------------------------------------------------------------------|
| Unit Size | 0.1 ml |
| Concentration | 1 mg/ml |
| Storage | Store at 4C short term. Aliquot and store at -20C long term. Avoid freeze-thaw cycles. |
| Clonality | Monoclonal |
| Clone | 6E4 |
| Preservative | 0.05% Sodium Azide |
| Isotype | IgG1 |
| Purity | Protein G purified |
| Buffer | PBS |
| Target Molecular Weight | 75.3 kDa |

| Product Description | |
|---------------------|-----------------------------------------------------------------------------------------------------------------------------------------------------------------------------------------------------------------|
| Description | Novus Biologicals Mouse FoxP1 Antibody (6E4) - BSA Free (NBP2-37450) is a monoclonal antibody validated for use in IHC, WB, ELISA and Flow. All Novus Biologicals antibodies are covered by our 100% guarantee. |
| Host | Mouse |
| Gene ID | 27086 |
| Gene Symbol | FOXP1 |
| Species | Human |
| Immunogen | Purified recombinant fragment of human FoxP1 (AA: 481-677) expressed in E. Coli. |

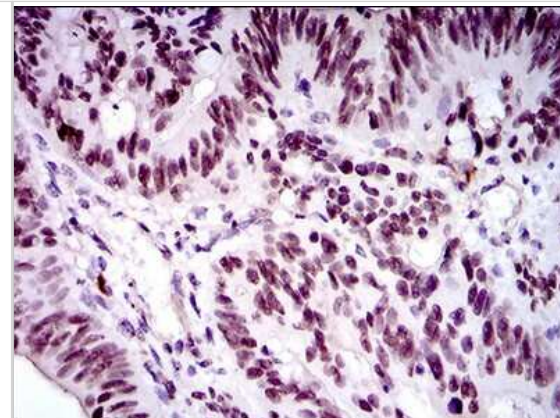
| Product Application Details | |
|-----------------------------|--------------------------------------------------------------------------------------------------------------------------------------------------------------------------|
| Applications | Western Blot, Immunohistochemistry-Paraffin, ELISA, Flow Cytometry, Immunohistochemistry, CyTOF-ready |
| Recommended Dilutions | Western Blot 1:500 - 1:2000, Flow Cytometry 1:200 - 1:400, ELISA 1:10000, Immunohistochemistry 1:200 - 1:1000, Immunohistochemistry-Paraffin 1:200 - 1:1000, CyTOF-ready |
| Application Notes | This antibody is Cytof ready. |

Images

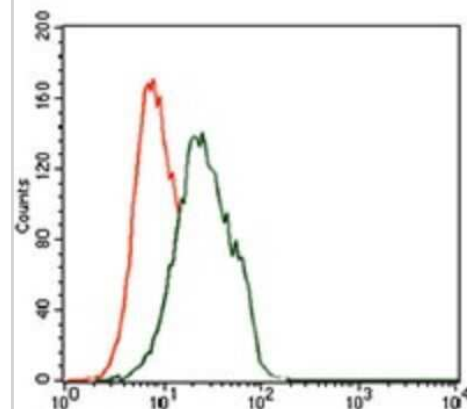
Western Blot: FoxP1 Antibody (6E4) [NBP2-37450] - Western blot analysis using FOXP1 mouse mAb against HeLa (1), Jurkat (2), MCF-7 (3), T47D (4), and Raw264.7 (5) cell lysate.



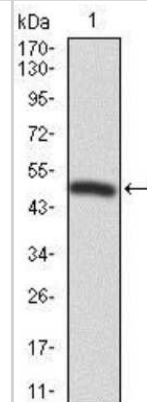
Immunohistochemistry: FoxP1 Antibody (6E4) [NBP2-37450] - Immunohistochemical analysis of paraffin-embedded rectum cancer tissues using FOXP1 mouse mAb with DAB staining.



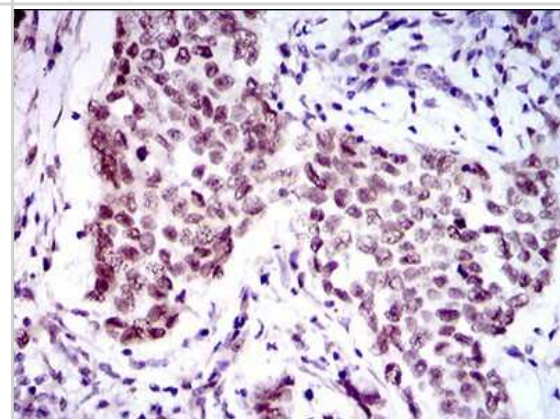
Flow Cytometry: FoxP1 Antibody (6E4) [NBP2-37450] - Flow cytometric analysis of Jurkat cells using FOXP1 mouse mAb (green) and negative control (red).



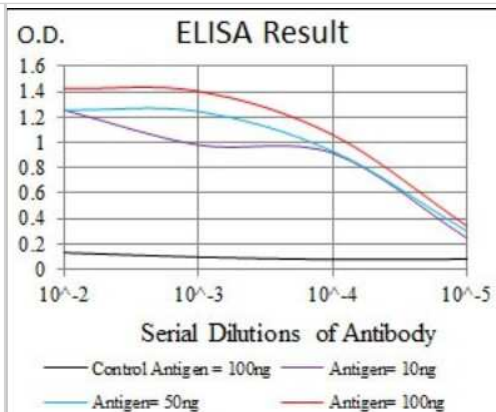
Western Blot: FoxP1 Antibody (6E4) [NBP2-37450] - Western blot analysis using FOXP1 mAb against human FOXP1 recombinant protein. (Expected MW is 47.7 kDa)



Immunohistochemistry: FoxP1 Antibody (6E4) [NBP2-37450] - Immunohistochemical analysis of paraffin-embedded breast cancer tissues using FOXP1 mouse mAb with DAB staining.



ELISA: FoxP1 Antibody (6E4) [NBP2-37450] - Red: Control Antigen (100ng); Purple: Antigen (10ng); Green: Antigen (50ng); Blue: Antigen (100ng);





Novus Biologicals USA

10730 E. Briarwood Avenue
Centennial, CO 80112
USA
Phone: 303.730.1950
Toll Free: 1.888.506.6887
Fax: 303.730.1966
nb-customerservice@bio-techne.com

Bio-Techne Canada

21 Canmotor Ave
Toronto, ON M8Z 4E6
Canada
Phone: 905.827.6400
Toll Free: 855.668.8722
Fax: 905.827.6402
canada.inquires@bio-techne.com

Bio-Techne Ltd

19 Barton Lane
Abingdon Science Park
Abingdon, OX14 3NB, United Kingdom
Phone: (44) (0) 1235 529449
Free Phone: 0800 37 34 15
Fax: (44) (0) 1235 533420
info.EMEA@bio-techne.com

General Contact Information

www.novusbio.com
Technical Support: nb-technical@bio-techne.com
Orders: nb-customerservice@bio-techne.com
General: novus@novusbio.com

Products Related to NBP2-37450

| | |
|------------------|----------------------------------------------------|
| NBP2-33376H | Blue Marker Antibody (6F4-F6) [HRP] |
| HAF007 | Goat anti-Mouse IgG Secondary Antibody [HRP] |
| NB7539 | Goat anti-Mouse IgG (H+L) Secondary Antibody [HRP] |
| NBP1-97005-0.5mg | Mouse IgG1 Isotype Control (MG1) |

Limitations

This product is for research use only and is not approved for use in humans or in clinical diagnosis. Primary Antibodies are guaranteed for 1 year from date of receipt.

For more information on our 100% guarantee, please visit www.novusbio.com/guarantee

Earn gift cards/discounts by submitting a review: www.novusbio.com/reviews/submit/NBP2-37450

Earn gift cards/discounts by submitting a publication using this product:
www.novusbio.com/publications

