

# Product Datasheet

## Hyaluronan synthase 2 Antibody (4E7) - BSA Free NBP2-37446

Unit Size: 0.1 ml

Store at 4C short term. Aliquot and store at -20C long term. Avoid freeze-thaw cycles.

[www.novusbio.com](http://www.novusbio.com)



[technical@novusbio.com](mailto:technical@novusbio.com)

### Publications: 2

Protocols, Publications, Related Products, Reviews, Research Tools and Images at:  
[www.novusbio.com/NBP2-37446](http://www.novusbio.com/NBP2-37446)

Updated 9/9/2025 v.20.1

Earn rewards for product  
reviews and publications.

Submit a publication at [www.novusbio.com/publications](http://www.novusbio.com/publications)

Submit a review at [www.novusbio.com/reviews/destination/NBP2-37446](http://www.novusbio.com/reviews/destination/NBP2-37446)



**NBP2-37446**

Hyaluronan synthase 2 Antibody (4E7) - BSA Free

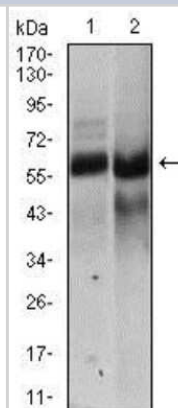
Product Information	
Unit Size	0.1 ml
Concentration	1 mg/ml
Storage	Store at 4C short term. Aliquot and store at -20C long term. Avoid freeze-thaw cycles.
Clonality	Monoclonal
Clone	4E7
Preservative	0.05% Sodium Azide
Isotype	IgG1
Purity	Protein G purified
Buffer	PBS
Target Molecular Weight	63.5 kDa

Product Description	
Description	Novus Biologicals Mouse Hyaluronan synthase 2 Antibody (4E7) - BSA Free (NBP2-37446) is a monoclonal antibody validated for use in IHC, WB, ELISA and ICC/IF. Anti-Hyaluronan synthase 2 Antibody: Cited in 2 publications. All Novus Biologicals antibodies are covered by our 100% guarantee.
Host	Mouse
Gene ID	3037
Gene Symbol	HAS2
Species	Human
Immunogen	Purified recombinant fragment of human Hyaluronan synthase 2 (AA: 67-170) expressed in E. Coli.

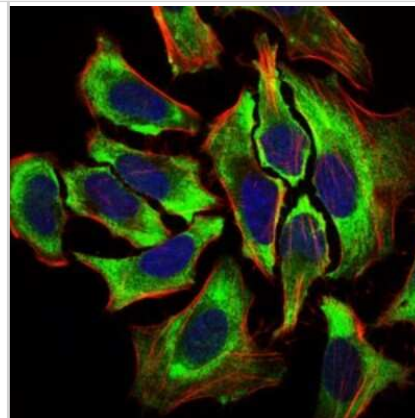
Product Application Details	
Applications	Western Blot, Immunohistochemistry-Paraffin, ELISA, Immunocytochemistry/Immunofluorescence, Immunohistochemistry
Recommended Dilutions	Western Blot 1:500 - 1:2000, ELISA 1:10000, Immunohistochemistry 1:200 - 1:1000, Immunocytochemistry/ Immunofluorescence 1:100 - 1:500, Immunohistochemistry-Paraffin

**Images**

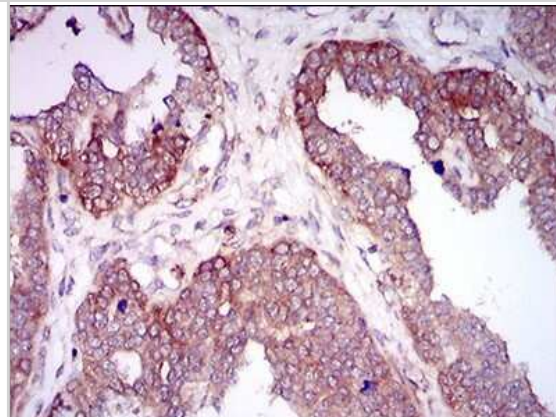
Western Blot: Hyaluronan synthase 2 Antibody (4E7) [NBP2-37446] - Western blot analysis using HAS2 mouse mAb against NTERA-2 (1), HEK293 (2) cell lysate.



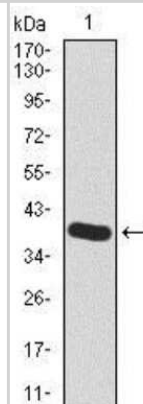
Immunocytochemistry/Immunofluorescence: Hyaluronan synthase 2 Antibody (4E7) [NBP2-37446] - Immunofluorescence analysis of HeLa cells using HAS2 mouse mAb (green). Blue: DRAQ5 fluorescent DNA dye. Red: Actin filaments have been labeled with Alexa Fluor-555 phalloidin.



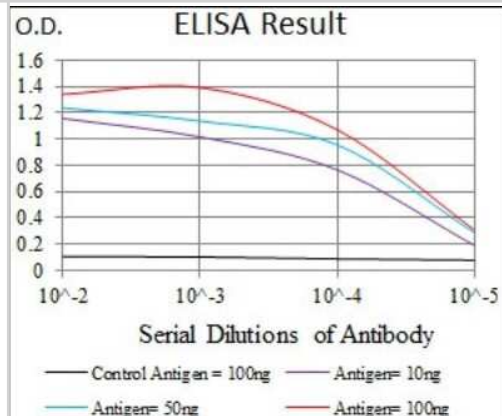
Immunohistochemistry-Paraffin: Hyaluronan synthase 2 Antibody (4E7) [NBP2-37446] - Analysis of ovarian cancer tissues using HAS2 mouse mAb with DAB staining.



Western Blot: Hyaluronan synthase 2 Antibody (4E7) [NBP2-37446] - Western blot analysis using HAS2 mAb against human HAS2 recombinant protein. (Expected MW is 37.5 kDa)



ELISA: Hyaluronan synthase 2 Antibody (4E7) [NBP2-37446] - Red: Control Antigen (100ng); Purple: Antigen (10ng); Green: Antigen (50ng); Blue: Antigen (100ng);



## Publications

Gomi T, Imamura T. Comprehensive histological investigation of age-related changes in dermal extracellular matrix and muscle fibers in the upper lip vermilion International Journal of Cosmetic Science 2020-08-01 [PMID: 32274802]

Fang Liu, Zhun Liu, Weisheng Cheng, Qingquan Zhao, Xinyu Zhang, He Zhang, Miao Yu, He Xu, Yichen Gao, Qianrui Jiang, Guojun Shi, Likun Wang, Shanshan Gu, Jia Wang, Nan Cao, Zhongyan Chen The PERK Branch of the Unfolded Protein Response Safeguards Protein Homeostasis and Mesendoderm Specification of Human Pluripotent Stem Cells. Advanced science (Weinheim, Baden-Wurttemberg, Germany) 2023-12-22 [PMID: 37890465]





### **Novus Biologicals USA**

10730 E. Briarwood Avenue  
Centennial, CO 80112  
USA  
Phone: 303.730.1950  
Toll Free: 1.888.506.6887  
Fax: 303.730.1966  
nb-customerservice@bio-techne.com

### **Bio-Techne Canada**

21 Canmotor Ave  
Toronto, ON M8Z 4E6  
Canada  
Phone: 905.827.6400  
Toll Free: 855.668.8722  
Fax: 905.827.6402  
canada.inquires@bio-techne.com

### **Bio-Techne Ltd**

19 Barton Lane  
Abingdon Science Park  
Abingdon, OX14 3NB, United Kingdom  
Phone: (44) (0) 1235 529449  
Free Phone: 0800 37 34 15  
Fax: (44) (0) 1235 533420  
info.EMEA@bio-techne.com

### **General Contact Information**

www.novusbio.com  
Technical Support: nb-technical@bio-techne.com  
Orders: nb-customerservice@bio-techne.com  
General: novus@novusbio.com

### **Products Related to NBP2-37446**

---

NBP2-33376H	Blue Marker Antibody (6F4-F6) [HRP]
HAF007	Goat anti-Mouse IgG Secondary Antibody [HRP]
NB7539	Goat anti-Mouse IgG (H+L) Secondary Antibody [HRP]
NBP1-97005-0.5mg	Mouse IgG1 Isotype Control (MG1)

---

### **Limitations**

This product is for research use only and is not approved for use in humans or in clinical diagnosis. Primary Antibodies are guaranteed for 1 year from date of receipt.

For more information on our 100% guarantee, please visit [www.novusbio.com/guarantee](http://www.novusbio.com/guarantee)

Earn gift cards/discounts by submitting a review: [www.novusbio.com/reviews/submit/NBP2-37446](http://www.novusbio.com/reviews/submit/NBP2-37446)

Earn gift cards/discounts by submitting a publication using this product:  
[www.novusbio.com/publications](http://www.novusbio.com/publications)

