

# Product Datasheet

## PSP/BPIFA2 Antibody (4C7D7) - BSA Free NBP2-37438

Unit Size: 0.1 ml

Store at 4C short term. Aliquot and store at -20C long term. Avoid freeze-thaw cycles.

[www.novusbio.com](http://www.novusbio.com)



[technical@novusbio.com](mailto:technical@novusbio.com)

Protocols, Publications, Related Products, Reviews, Research Tools and Images at:  
[www.novusbio.com/NBP2-37438](http://www.novusbio.com/NBP2-37438)

Updated 3/4/2026 v.20.1

Earn rewards for product  
reviews and publications.

Submit a publication at [www.novusbio.com/publications](http://www.novusbio.com/publications)

Submit a review at [www.novusbio.com/reviews/destination/NBP2-37438](http://www.novusbio.com/reviews/destination/NBP2-37438)



**NBP2-37438**

PSP/BPIFA2 Antibody (4C7D7) - BSA Free

<b>Product Information</b>	
<b>Unit Size</b>	0.1 ml
<b>Concentration</b>	1 mg/ml
<b>Storage</b>	Store at 4C short term. Aliquot and store at -20C long term. Avoid freeze-thaw cycles.
<b>Clonality</b>	Monoclonal
<b>Clone</b>	4C7D7
<b>Preservative</b>	0.05% Sodium Azide
<b>Isotype</b>	IgG1
<b>Purity</b>	Protein G purified
<b>Buffer</b>	PBS
<b>Target Molecular Weight</b>	27 kDa

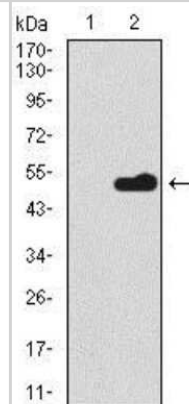
<b>Product Description</b>	
<b>Host</b>	Mouse
<b>Gene ID</b>	140683
<b>Gene Symbol</b>	BPIFA2
<b>Species</b>	Human
<b>Immunogen</b>	Purified recombinant fragment of PSP/BPIFA2 (AA: 16-250) expressed in E. Coli.

<b>Product Application Details</b>	
<b>Applications</b>	Western Blot, ELISA, Flow Cytometry, CyTOF-ready
<b>Recommended Dilutions</b>	Western Blot 1:500 - 1:2000, Flow Cytometry 1:200 - 1:400, ELISA 1:10000, CyTOF-ready
<b>Application Notes</b>	This antibody is Cytof ready.

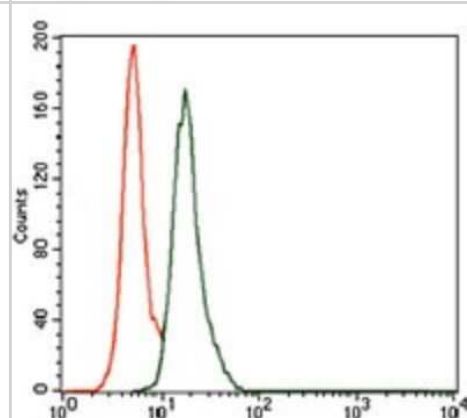


## Images


Western Blot: PSP/BPIFA2 Antibody (4C7D7) [NBP2-37438] - Western blot analysis using Splunc2 mAb against HEK293 (1) and Splunc2 (AA: 16-250)-hlgGFc transfected HEK293 (2) cell lysate.



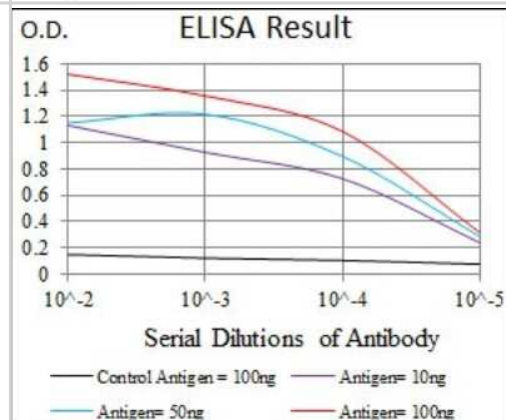
Flow Cytometry: PSP/BPIFA2 Antibody (4C7D7) [NBP2-37438] - Flow cytometric analysis of A549 cells using Splunc2 mouse mAb (green) and negative control (red).



Western Blot: PSP/BPIFA2 Antibody (4C7D7) [NBP2-37438] - Western blot analysis using Splunc2 mAb against human Splunc2 recombinant protein. (Expected MW is 27.6 kDa)



ELISA: PSP/BPIFA2 Antibody (4C7D7) [NBP2-37438] - Red: Control Antigen (100ng); Purple: Antigen (10ng); Green: Antigen (50ng); Blue: Antigen (100ng);





### **Novus Biologicals USA**

10730 E. Briarwood Avenue  
Centennial, CO 80112  
USA  
Phone: 303.730.1950  
Toll Free: 1.888.506.6887  
Fax: 303.730.1966  
nb-customerservice@bio-techne.com

### **Bio-Techne Canada**

21 Canmotor Ave  
Toronto, ON M8Z 4E6  
Canada  
Phone: 905.827.6400  
Toll Free: 855.668.8722  
Fax: 905.827.6402  
canada.inquires@bio-techne.com

### **Bio-Techne Ltd**

19 Barton Lane  
Abingdon Science Park  
Abingdon, OX14 3NB, United Kingdom  
Phone: (44) (0) 1235 529449  
Free Phone: 0800 37 34 15  
Fax: (44) (0) 1235 533420  
info.EMEA@bio-techne.com

### **General Contact Information**

www.novusbio.com  
Technical Support: nb-technical@bio-techne.com  
Orders: nb-customerservice@bio-techne.com  
General: novus@novusbio.com

### **Products Related to NBP2-37438**

---

HAF007	Goat anti-Mouse IgG Secondary Antibody [HRP]
NB7539	Goat anti-Mouse IgG (H+L) Secondary Antibody [HRP]
NBP1-97005-0.5mg	Mouse IgG1 Isotype Control (MG1)
NBP1-91704PEP	PSP/BPIFA2 Recombinant Protein Antigen

---

### **Limitations**

This product is for research use only and is not approved for use in humans or in clinical diagnosis. Primary Antibodies are guaranteed for 1 year from date of receipt.

For more information on our 100% guarantee, please visit [www.novusbio.com/guarantee](http://www.novusbio.com/guarantee)

Earn gift cards/discounts by submitting a review: [www.novusbio.com/reviews/submit/NBP2-37438](http://www.novusbio.com/reviews/submit/NBP2-37438)

Earn gift cards/discounts by submitting a publication using this product:  
[www.novusbio.com/publications](http://www.novusbio.com/publications)

