

Product Datasheet

TRACP/PAP/ACP5 Antibody (5C5E7) - BSA Free NBP2-37362

Unit Size: 0.1 ml

Store at 4C short term. Aliquot and store at -20C long term. Avoid freeze-thaw cycles.

www.novusbio.com



technical@novusbio.com

Protocols, Publications, Related Products, Reviews, Research Tools and Images at:
www.novusbio.com/NBP2-37362

Updated 9/9/2025 v.20.1

Earn rewards for product
reviews and publications.

Submit a publication at www.novusbio.com/publications

Submit a review at www.novusbio.com/reviews/destination/NBP2-37362



NBP2-37362

TRACP/PAP/ACP5 Antibody (5C5E7) - BSA Free

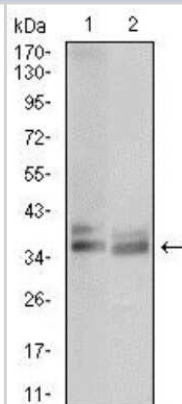
Product Information	
Unit Size	0.1 ml
Concentration	1 mg/ml
Storage	Store at 4C short term. Aliquot and store at -20C long term. Avoid freeze-thaw cycles.
Clonality	Monoclonal
Clone	5C5E7
Preservative	0.05% Sodium Azide
Isotype	IgG1
Purity	Protein G purified
Buffer	PBS
Target Molecular Weight	36.6 kDa

Product Description	
Description	Novus Biologicals Mouse TRACP/PAP/ACP5 Antibody (5C5E7) - BSA Free (NBP2-37362) is a monoclonal antibody validated for use in WB, ELISA and Flow. All Novus Biologicals antibodies are covered by our 100% guarantee.
Host	Mouse
Gene ID	54
Gene Symbol	ACP5
Species	Human
Immunogen	Purified recombinant fragment of human TRACP/PAP/ACP5 (AA: 221-325) expressed in E. Coli.

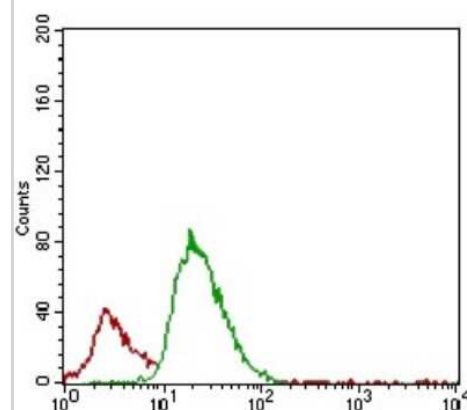
Product Application Details	
Applications	Western Blot, ELISA, Flow Cytometry
Recommended Dilutions	Western Blot 1:500 - 1:2000, Flow Cytometry 1:200 - 1:400, ELISA 1:10000

Images

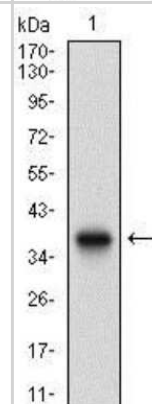
Western Blot: TRACP/PAP/ACP5 Antibody (5C5E7) [NBP2-37362] - Western blot analysis using ACP5 mouse mAb against JURKAT (1) and OCM-1 (2) cell lysate.




Flow Cytometry: TRACP/PAP/ACP5 Antibody (5C5E7) [NBP2-37362] - Flow cytometric analysis of JURKAT cells using ACP5 mouse mAb (green) and negative control (red).



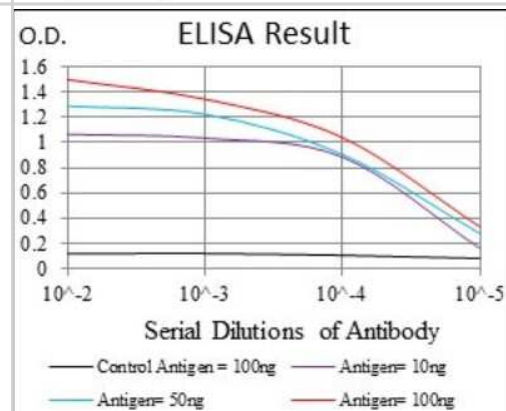
Western Blot: TRACP/PAP/ACP5 Antibody (5C5E7) [NBP2-37362] - Western blot analysis using ACP5 mAb against human ACP5 recombinant protein. (Expected MW is 37.3 kDa)



Western Blot: TRACP/PAP/ACP5 Antibody (5C5E7) [NBP2-37362] - Western blot analysis using ACP5 mAb against HEK293 (1) and ACP5 (AA: 221-325)-hlgGfc transfected HEK293 (2) cell lysate.



ELISA: TRACP/PAP/ACP5 Antibody (5C5E7) [NBP2-37362] - Red: Control Antigen (100ng); Purple: Antigen (10ng); Green: Antigen (50ng); Blue: Antigen (100ng);





Novus Biologicals USA

10730 E. Briarwood Avenue
Centennial, CO 80112
USA
Phone: 303.730.1950
Toll Free: 1.888.506.6887
Fax: 303.730.1966
nb-customerservice@bio-techne.com

Bio-Techne Canada

21 Canmotor Ave
Toronto, ON M8Z 4E6
Canada
Phone: 905.827.6400
Toll Free: 855.668.8722
Fax: 905.827.6402
canada.inquires@bio-techne.com

Bio-Techne Ltd

19 Barton Lane
Abingdon Science Park
Abingdon, OX14 3NB, United Kingdom
Phone: (44) (0) 1235 529449
Free Phone: 0800 37 34 15
Fax: (44) (0) 1235 533420
info.EMEA@bio-techne.com

General Contact Information

www.novusbio.com
Technical Support: nb-technical@bio-techne.com
Orders: nb-customerservice@bio-techne.com
General: novus@novusbio.com

Products Related to NBP2-37362

NBP2-33376H	Blue Marker Antibody (6F4-F6) [HRP]
HAF007	Goat anti-Mouse IgG Secondary Antibody [HRP]
NB7539	Goat anti-Mouse IgG (H+L) Secondary Antibody [HRP]
NBP1-97005-0.5mg	Mouse IgG1 Isotype Control (MG1)

Limitations

This product is for research use only and is not approved for use in humans or in clinical diagnosis. Primary Antibodies are guaranteed for 1 year from date of receipt.

For more information on our 100% guarantee, please visit www.novusbio.com/guarantee

Earn gift cards/discounts by submitting a review: www.novusbio.com/reviews/submit/NBP2-37362

Earn gift cards/discounts by submitting a publication using this product:
www.novusbio.com/publications

