

Product Datasheet

Rex-1/ZFP42 Antibody (5E11A6) - BSA Free NBP2-37357

Unit Size: 0.1 ml

Store at 4C short term. Aliquot and store at -20C long term. Avoid freeze-thaw cycles.

www.novusbio.com



technical@novusbio.com

Publications: 1

Protocols, Publications, Related Products, Reviews, Research Tools and Images at:
www.novusbio.com/NBP2-37357

Updated 9/9/2025 v.20.1

Earn rewards for product
reviews and publications.

Submit a publication at www.novusbio.com/publications

Submit a review at www.novusbio.com/reviews/destination/NBP2-37357



NBP2-37357

Rex-1/ZFP42 Antibody (5E11A6) - BSA Free

Product Information	
Unit Size	0.1 ml
Concentration	1 mg/ml
Storage	Store at 4C short term. Aliquot and store at -20C long term. Avoid freeze-thaw cycles.
Clonality	Monoclonal
Clone	5E11A6
Preservative	0.05% Sodium Azide
Isotype	IgG1
Purity	Protein G purified
Buffer	PBS
Target Molecular Weight	34.8 kDa

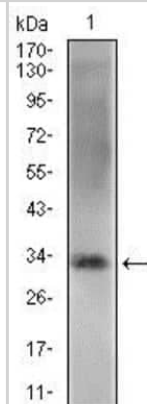
Product Description	
Description	Novus Biologicals Mouse Rex-1/ZFP42 Antibody (5E11A6) - BSA Free (NBP2-37357) is a monoclonal antibody validated for use in IHC, WB, ELISA and Flow. Anti-Rex-1/ZFP42 Antibody: Cited in 1 publication. All Novus Biologicals antibodies are covered by our 100% guarantee.
Host	Mouse
Gene ID	132625
Gene Symbol	ZFP42
Species	Human, Mouse
Reactivity Notes	Please note that this antibody is reactive to Mouse and derived from the same host, Mouse. Mouse-On-Mouse blocking reagent may be needed for IHC and ICC experiments to reduce high background signal. You can find these reagents under catalog numbers PK-2200-NB and MP-2400-NB. Please contact Technical Support if you have any questions.
Immunogen	Purified recombinant fragment of human Rex-1/ZFP42 (AA: 249-310) expressed in E. Coli.

Product Application Details	
Applications	Western Blot, Immunohistochemistry-Paraffin, ELISA, Flow Cytometry, Immunohistochemistry, CyTOF-ready
Recommended Dilutions	Western Blot 1:500 - 1:2000, Flow Cytometry 1:200 - 1:400, ELISA 1:10000, Immunohistochemistry 1:200 - 1:1000, Immunohistochemistry-Paraffin 1:200 - 1:1000, CyTOF-ready
Application Notes	This antibody is Cytof ready.

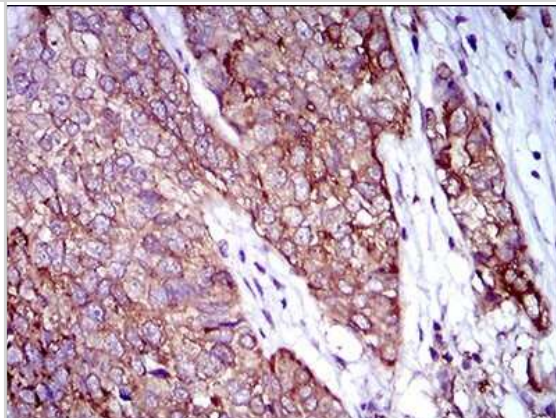


Images

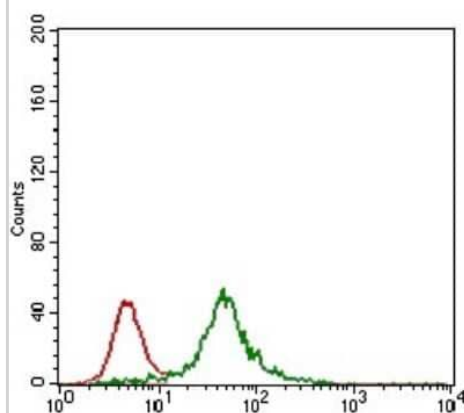
Western Blot: Rex-1/ZFP42 Antibody (5E11A6) [NBP2-37357] - Analysis using ZFP42 mouse mAb against NIH/3T3 cell lysate.



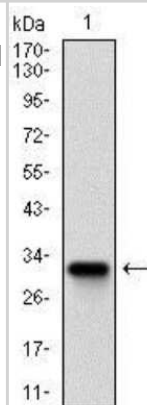
Immunohistochemistry-Paraffin: Rex-1/ZFP42 Antibody (5E11A6) [NBP2-37357] - Analysis of bladder cancer tissues using ZFP42 mouse mAb with DAB staining.




Flow Cytometry: Rex-1/ZFP42 Antibody (5E11A6) [NBP2-37357] - Analysis of HEK293 cells using ZFP42 mouse mAb (green) and negative control (red).



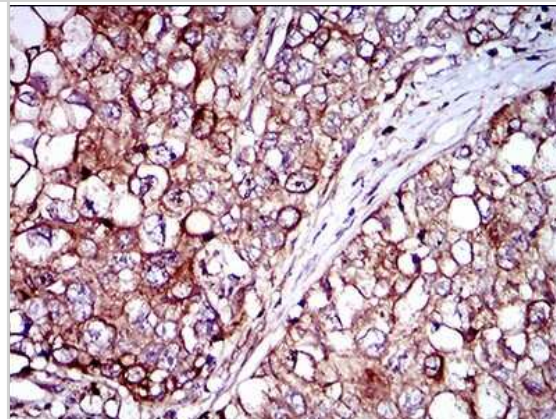
Western Blot: Rex-1/ZFP42 Antibody (5E11A6) [NBP2-37357] - Analysis using ZFP42 mAb against human ZFP42 recombinant protein. (Expected MW is 32.7 kDa)



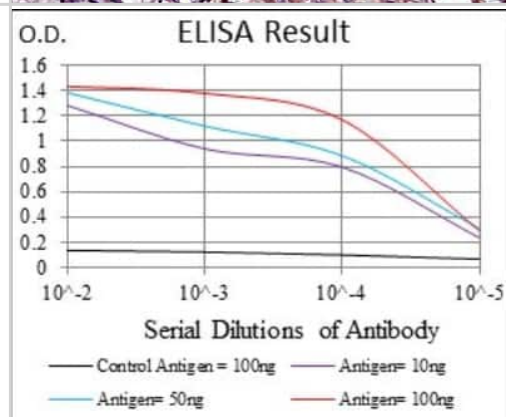
Western Blot: Rex-1/ZFP42 Antibody (5E11A6) [NBP2-37357] - Analysis using ZFP42 mAb against HEK293 (1) and ZFP42 (AA: 249-310)-hlgGfc transfected HEK293 (2) cell lysate.



Immunohistochemistry-Paraffin: Rex-1/ZFP42 Antibody (5E11A6) [NBP2-37357] - Analysis of lung cancer tissues using ZFP42 mouse mAb with DAB staining.



ELISA: Rex-1/ZFP42 Antibody (5E11A6) [NBP2-37357] - Red: Control Antigen (100ng); Purple: Antigen (10ng); Green: Antigen (50ng); Blue: Antigen (100ng);



Publications

Fu X, Wu X, Djekidel MN, Zhang Y Myc and Dnmt1 impede the pluripotent to totipotent state transition in embryonic stem cells Nat. Cell Biol. 2019-06-17 [PMID: 31209294]



Novus Biologicals USA

10730 E. Briarwood Avenue
Centennial, CO 80112
USA
Phone: 303.730.1950
Toll Free: 1.888.506.6887
Fax: 303.730.1966
nb-customerservice@bio-techne.com

Bio-Techne Canada

21 Canmotor Ave
Toronto, ON M8Z 4E6
Canada
Phone: 905.827.6400
Toll Free: 855.668.8722
Fax: 905.827.6402
canada.inquires@bio-techne.com

Bio-Techne Ltd

19 Barton Lane
Abingdon Science Park
Abingdon, OX14 3NB, United Kingdom
Phone: (44) (0) 1235 529449
Free Phone: 0800 37 34 15
Fax: (44) (0) 1235 533420
info.EMEA@bio-techne.com

General Contact Information

www.novusbio.com
Technical Support: nb-technical@bio-techne.com
Orders: nb-customerservice@bio-techne.com
General: novus@novusbio.com

Products Related to NBP2-37357

NBP2-33376H	Blue Marker Antibody (6F4-F6) [HRP]
HAF007	Goat anti-Mouse IgG Secondary Antibody [HRP]
NB7539	Goat anti-Mouse IgG (H+L) Secondary Antibody [HRP]
NBP1-97005-0.5mg	Mouse IgG1 Isotype Control (MG1)

Limitations

This product is for research use only and is not approved for use in humans or in clinical diagnosis. Primary Antibodies are guaranteed for 1 year from date of receipt.

For more information on our 100% guarantee, please visit www.novusbio.com/guarantee

Earn gift cards/discounts by submitting a review: www.novusbio.com/reviews/submit/NBP2-37357

Earn gift cards/discounts by submitting a publication using this product:
www.novusbio.com/publications

