

Product Datasheet

MRP4/ABCC4 Antibody (6A7H3) - BSA Free NBP2-37347

Unit Size: 0.1 ml

Store at 4C short term. Aliquot and store at -20C long term. Avoid freeze-thaw cycles.

www.novusbio.com



technical@novusbio.com

Protocols, Publications, Related Products, Reviews, Research Tools and Images at:
www.novusbio.com/NBP2-37347

Updated 9/9/2025 v.20.1

Earn rewards for product
reviews and publications.

Submit a publication at www.novusbio.com/publications

Submit a review at www.novusbio.com/reviews/destination/NBP2-37347



NBP2-37347

MRP4/ABCC4 Antibody (6A7H3) - BSA Free

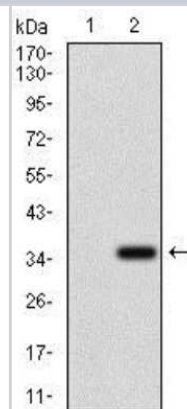
Product Information	
Unit Size	0.1 ml
Concentration	1 mg/ml
Storage	Store at 4C short term. Aliquot and store at -20C long term. Avoid freeze-thaw cycles.
Clonality	Monoclonal
Clone	6A7H3
Preservative	0.05% Sodium Azide
Isotype	IgG1
Purity	Protein G purified
Buffer	PBS
Target Molecular Weight	150 kDa

Product Description	
Description	Novus Biologicals Mouse MRP4/ABCC4 Antibody (6A7H3) - BSA Free (NBP2-37347) is a monoclonal antibody validated for use in IHC, WB, ELISA and Flow. All Novus Biologicals antibodies are covered by our 100% guarantee.
Host	Mouse
Gene ID	10257
Gene Symbol	ABCC4
Species	Human
Immunogen	Purified recombinant fragment of human MRP4/ABCC4 (AA: 631-692) expressed in E. Coli.

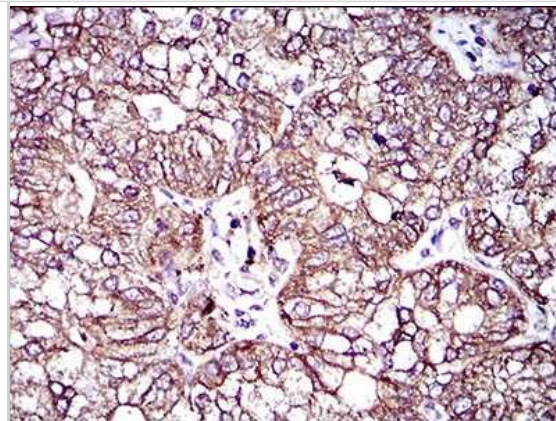
Product Application Details	
Applications	Western Blot, Immunohistochemistry-Paraffin, ELISA, Flow Cytometry, Immunohistochemistry, CyTOF-ready
Recommended Dilutions	Western Blot 1:500 - 1:2000, Flow Cytometry 1:200 - 1:400, ELISA 1:10000, Immunohistochemistry 1:200 - 1:1000, Immunohistochemistry-Paraffin 1:200 - 1:1000, CyTOF-ready
Application Notes	This antibody is Cytof ready.

Images

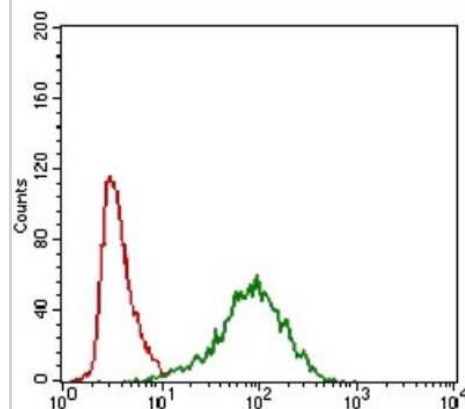
Western Blot: MRP4/ABCC4 Antibody (6A7H3) [NBP2-37347] - Analysis using ABCC4 mAb against HEK293 (1) and ABCC4 (AA: 631-692)-hlgGfc transfected HEK293 (2) cell lysate.



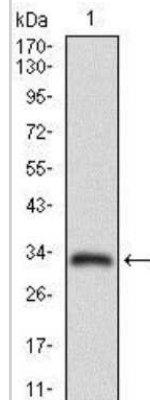
Immunohistochemistry-Paraffin: MRP4/ABCC4 Antibody (6A7H3) [NBP2-37347] - Analysis of esophagus cancer tissues using ABCC4 mouse mAb with DAB staining.



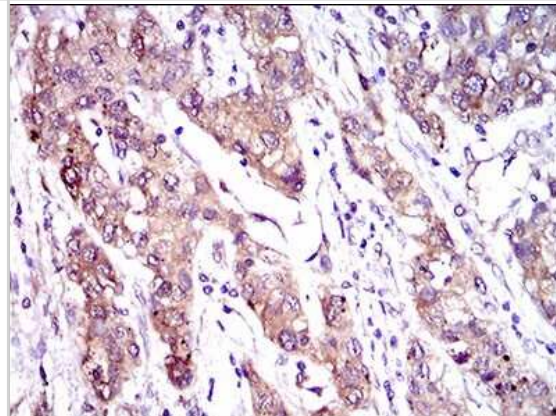
Flow Cytometry: MRP4/ABCC4 Antibody (6A7H3) [NBP2-37347] - Analysis of A549 cells using ABCC4 mouse mAb (green) and negative control (red).



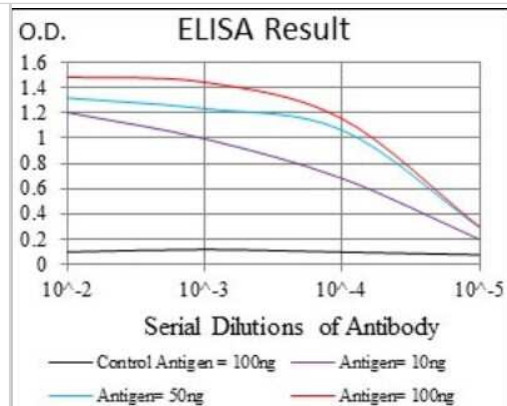
Western Blot: MRP4/ABCC4 Antibody (6A7H3) [NBP2-37347] - Analysis using ABCC4 mAb against human ABCC4 recombinant protein. (Expected MW is 32.4 kDa)



Immunohistochemistry-Paraffin: MRP4/ABCC4 Antibody (6A7H3) [NBP2-37347] - Analysis of liver cancer tissues using ABCC4 mouse mAb with DAB staining.



ELISA: MRP4/ABCC4 Antibody (6A7H3) [NBP2-37347] - Red: Control Antigen (100ng); Purple: Antigen (10ng); Green: Antigen (50ng); Blue: Antigen (100ng);





Novus Biologicals USA

10730 E. Briarwood Avenue
Centennial, CO 80112
USA
Phone: 303.730.1950
Toll Free: 1.888.506.6887
Fax: 303.730.1966
nb-customerservice@bio-techne.com

Bio-Techne Canada

21 Canmotor Ave
Toronto, ON M8Z 4E6
Canada
Phone: 905.827.6400
Toll Free: 855.668.8722
Fax: 905.827.6402
canada.inquires@bio-techne.com

Bio-Techne Ltd

19 Barton Lane
Abingdon Science Park
Abingdon, OX14 3NB, United Kingdom
Phone: (44) (0) 1235 529449
Free Phone: 0800 37 34 15
Fax: (44) (0) 1235 533420
info.EMEA@bio-techne.com

General Contact Information

www.novusbio.com
Technical Support: nb-technical@bio-techne.com
Orders: nb-customerservice@bio-techne.com
General: novus@novusbio.com

Products Related to NBP2-37347

NBP2-33376H	Blue Marker Antibody (6F4-F6) [HRP]
HAF007	Goat anti-Mouse IgG Secondary Antibody [HRP]
NB7539	Goat anti-Mouse IgG (H+L) Secondary Antibody [HRP]
NBP1-97005-0.5mg	Mouse IgG1 Isotype Control (MG1)

Limitations

This product is for research use only and is not approved for use in humans or in clinical diagnosis. Primary Antibodies are guaranteed for 1 year from date of receipt.

For more information on our 100% guarantee, please visit www.novusbio.com/guarantee

Earn gift cards/discounts by submitting a review: www.novusbio.com/reviews/submit/NBP2-37347

Earn gift cards/discounts by submitting a publication using this product:
www.novusbio.com/publications

