

Product Datasheet

EGFR Antibody (5E10D3) - BSA Free NBP2-37326

Unit Size: 0.1 ml

Store at 4C short term. Aliquot and store at -20C long term. Avoid freeze-thaw cycles.

www.novusbio.com



technical@novusbio.com

Protocols, Publications, Related Products, Reviews, Research Tools and Images at:
www.novusbio.com/NBP2-37326

Updated 9/9/2025 v.20.1

Earn rewards for product
reviews and publications.

Submit a publication at www.novusbio.com/publications

Submit a review at www.novusbio.com/reviews/destination/NBP2-37326



NBP2-37326

EGFR Antibody (5E10D3) - BSA Free


Product Information	
Unit Size	0.1 ml
Concentration	1 mg/ml
Storage	Store at 4C short term. Aliquot and store at -20C long term. Avoid freeze-thaw cycles.
Clonality	Monoclonal
Clone	5E10D3
Preservative	0.05% Sodium Azide
Isotype	IgG2b
Purity	Protein G purified
Buffer	PBS
Target Molecular Weight	175 kDa

Product Description	
Description	Novus Biologicals Mouse EGFR Antibody (5E10D3) - BSA Free (NBP2-37326) is a monoclonal antibody validated for use in WB, ELISA and Flow. All Novus Biologicals antibodies are covered by our 100% guarantee.
Host	Mouse
Gene ID	1956
Gene Symbol	EGFR
Species	Human
Immunogen	Purified recombinant fragment of human EGFR (AA: 693-893) expressed in E. Coli.

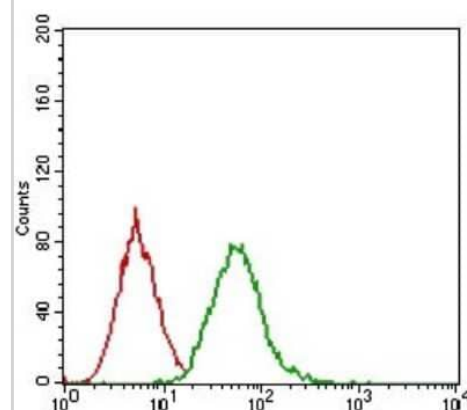
Product Application Details	
Applications	Western Blot, ELISA, Flow Cytometry, CyTOF-ready
Recommended Dilutions	Western Blot 1:500 - 1:2000, Flow Cytometry 1:200 - 1:400, ELISA 1:10000, CyTOF-ready
Application Notes	This antibody is Cytof ready.

Images

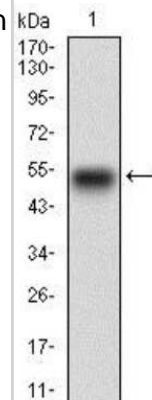
Western Blot: EGF R/ErbB1 Antibody (5E10D3) [NBP2-37326] - Western blot analysis using EGFR mouse mAb against A431 (1) AND Hela (2) cell lysate.




Flow Cytometry: EGF R/ErbB1 Antibody (5E10D3) [NBP2-37326] - Flow cytometric analysis of A431 cells using EGFR mouse mAb (green) and negative control (red).



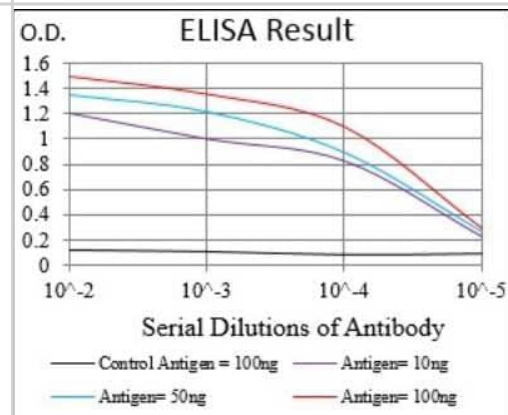
Western Blot: EGF R/ErbB1 Antibody (5E10D3) [NBP2-37326] - Western blot analysis using EGFR mAb against human EGFR recombinant protein. (Expected MW is 48.2 kDa)



Western Blot: EGF R/ErbB1 Antibody (5E10D3) [NBP2-37326] - Western blot analysis using EGFR mAb against HEK293 (1) and EGFR (AA: 693-893)-hlgGfc transfected HEK293 (2) cell lysate.



ELISA: EGF R/ErbB1 Antibody (5E10D3) [NBP2-37326] - Red: Control Antigen (100ng); Purple: Antigen (10ng); Green: Antigen (50ng); Blue: Antigen (100ng);





Novus Biologicals USA

10730 E. Briarwood Avenue
Centennial, CO 80112
USA
Phone: 303.730.1950
Toll Free: 1.888.506.6887
Fax: 303.730.1966
nb-customerservice@bio-techne.com

Bio-Techne Canada

21 Canmotor Ave
Toronto, ON M8Z 4E6
Canada
Phone: 905.827.6400
Toll Free: 855.668.8722
Fax: 905.827.6402
canada.inquires@bio-techne.com

Bio-Techne Ltd

19 Barton Lane
Abingdon Science Park
Abingdon, OX14 3NB, United Kingdom
Phone: (44) (0) 1235 529449
Free Phone: 0800 37 34 15
Fax: (44) (0) 1235 533420
info.EMEA@bio-techne.com

General Contact Information

www.novusbio.com
Technical Support: nb-technical@bio-techne.com
Orders: nb-customerservice@bio-techne.com
General: novus@novusbio.com

Products Related to NBP2-37326

NBP2-33376H	Blue Marker Antibody (6F4-F6) [HRP]
HAF007	Goat anti-Mouse IgG Secondary Antibody [HRP]
NB7539	Goat anti-Mouse IgG (H+L) Secondary Antibody [HRP]
NBP2-27231	Mouse IgG2b Isotype Control (MPC-11)

Limitations

This product is for research use only and is not approved for use in humans or in clinical diagnosis. Primary Antibodies are guaranteed for 1 year from date of receipt.

For more information on our 100% guarantee, please visit www.novusbio.com/guarantee

Earn gift cards/discounts by submitting a review: www.novusbio.com/reviews/submit/NBP2-37326

Earn gift cards/discounts by submitting a publication using this product:
www.novusbio.com/publications

