

# Product Datasheet

## p38 alpha Antibody (10B11C8) - BSA Free NBP2-37312

Unit Size: 0.1 ml

Store at 4C short term. Aliquot and store at -20C long term. Avoid freeze-thaw cycles.

[www.novusbio.com](http://www.novusbio.com)



[technical@novusbio.com](mailto:technical@novusbio.com)

Protocols, Publications, Related Products, Reviews, Research Tools and Images at:  
[www.novusbio.com/NBP2-37312](http://www.novusbio.com/NBP2-37312)

Updated 9/9/2025 v.20.1

Earn rewards for product  
reviews and publications.

Submit a publication at [www.novusbio.com/publications](http://www.novusbio.com/publications)

Submit a review at [www.novusbio.com/reviews/destination/NBP2-37312](http://www.novusbio.com/reviews/destination/NBP2-37312)



**NBP2-37312**

p38 alpha Antibody (10B11C8) - BSA Free

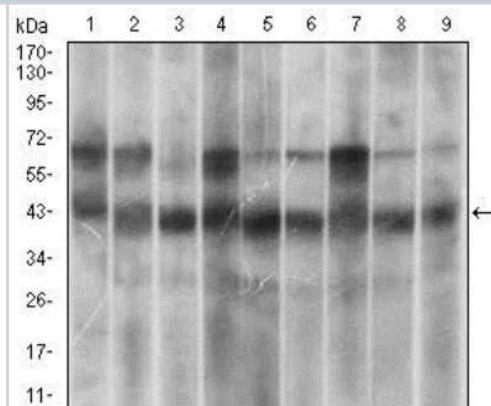
Product Information	
Unit Size	0.1 ml
Concentration	1 mg/ml
Storage	Store at 4C short term. Aliquot and store at -20C long term. Avoid freeze-thaw cycles.
Clonality	Monoclonal
Clone	10B11C8
Preservative	0.05% Sodium Azide
Isotype	IgG1
Purity	Protein G purified
Buffer	PBS
Target Molecular Weight	41.3 kDa

Product Description	
Description	Novus Biologicals Mouse p38 alpha Antibody (10B11C8) - BSA Free (NBP2-37312) is a monoclonal antibody validated for use in IHC, WB and ELISA. All Novus Biologicals antibodies are covered by our 100% guarantee.
Host	Mouse
Gene ID	1432
Gene Symbol	MAPK14
Species	Human, Mouse, Rat, Monkey, Primate
Reactivity Notes	Please note that this antibody is reactive to Mouse and derived from the same host, Mouse. Additional Mouse on Mouse blocking steps may be required for IHC and ICC experiments. Please contact Technical Support for more information.
Immunogen	Purified recombinant fragment of human p38 alpha (AA: 299-360) expressed in E. Coli.

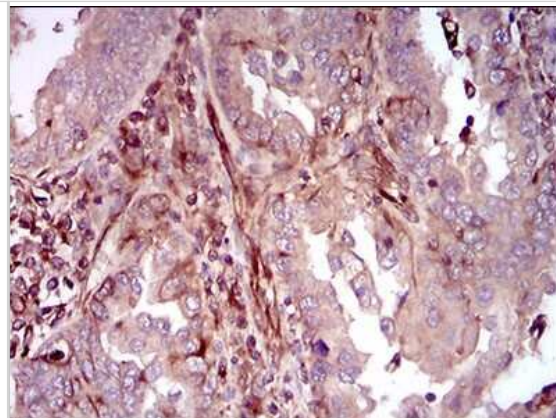
Product Application Details	
Applications	Western Blot, Immunohistochemistry-Paraffin, ELISA, Immunohistochemistry
Recommended Dilutions	Western Blot 1:500 - 1:2000, ELISA 1:10000, Immunohistochemistry 1:200 - 1:1000, Immunohistochemistry-Paraffin 1:200 - 1:1000

**Images**

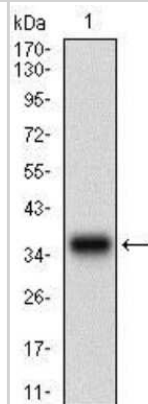
Western Blot: p38 Antibody (10B11C8) [NBP2-37312] - Western blot analysis using MAPK14 mouse mAb against HeLa (1), HEK293 (2), A431 (3), MCF-7 (4), RAW264.7 (5), Cos7 (6), C6 (7), Jurkat (8) and NIH/3T3 (9) cell lysate.




Immunohistochemistry: p38 Antibody (10B11C8) [NBP2-37312] - Immunohistochemical analysis of paraffin-embedded endometrial cancer tissues using MAPK14 mouse mAb with DAB staining.



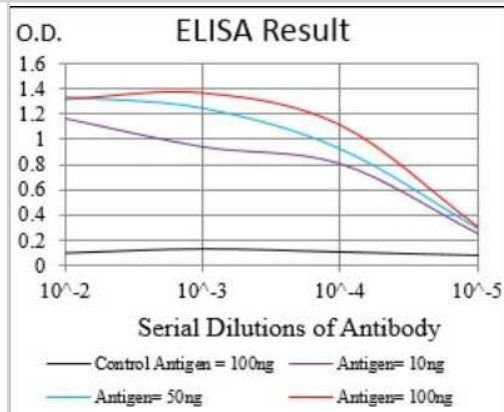
Western Blot: p38 Antibody (10B11C8) [NBP2-37312] - Western blot analysis using MAPK14 mAb against human MAPK14 recombinant protein. (Expected MW is 32.6 kDa)



Western Blot: p38 Antibody (10B11C8) [NBP2-37312] - Western blot analysis using MAPK14 mAb against HEK293 (1) and MAPK14 (AA: 299-360)-hlgGfc transfected HEK293 (2) cell lysate.



ELISA: p38 Antibody (10B11C8) [NBP2-37312] - Red: Control Antigen (100ng); Purple: Antigen (10ng); Green: Antigen (50ng); Blue: Antigen (100ng);





### **Novus Biologicals USA**

10730 E. Briarwood Avenue  
Centennial, CO 80112  
USA  
Phone: 303.730.1950  
Toll Free: 1.888.506.6887  
Fax: 303.730.1966  
nb-customerservice@bio-techne.com

### **Bio-Techne Canada**

21 Canmotor Ave  
Toronto, ON M8Z 4E6  
Canada  
Phone: 905.827.6400  
Toll Free: 855.668.8722  
Fax: 905.827.6402  
canada.inquires@bio-techne.com

### **Bio-Techne Ltd**

19 Barton Lane  
Abingdon Science Park  
Abingdon, OX14 3NB, United Kingdom  
Phone: (44) (0) 1235 529449  
Free Phone: 0800 37 34 15  
Fax: (44) (0) 1235 533420  
info.EMEA@bio-techne.com

### **General Contact Information**

www.novusbio.com  
Technical Support: nb-technical@bio-techne.com  
Orders: nb-customerservice@bio-techne.com  
General: novus@novusbio.com

### **Products Related to NBP2-37312**

---

NBP2-33376H	Blue Marker Antibody (6F4-F6) [HRP]
HAF007	Goat anti-Mouse IgG Secondary Antibody [HRP]
NB7539	Goat anti-Mouse IgG (H+L) Secondary Antibody [HRP]
NBP1-97005-0.5mg	Mouse IgG1 Isotype Control (MG1)

---

### **Limitations**

This product is for research use only and is not approved for use in humans or in clinical diagnosis. Primary Antibodies are guaranteed for 1 year from date of receipt.

For more information on our 100% guarantee, please visit [www.novusbio.com/guarantee](http://www.novusbio.com/guarantee)

Earn gift cards/discounts by submitting a review: [www.novusbio.com/reviews/submit/NBP2-37312](http://www.novusbio.com/reviews/submit/NBP2-37312)

Earn gift cards/discounts by submitting a publication using this product:  
[www.novusbio.com/publications](http://www.novusbio.com/publications)

