

Product Datasheet

5'-Nucleotidase/CD73 Antibody (4G6E3) - BSA Free NBP2-37271

Unit Size: 0.1 ml

Store at 4C short term. Aliquot and store at -20C long term. Avoid freeze-thaw cycles.

www.novusbio.com



technical@novusbio.com

Protocols, Publications, Related Products, Reviews, Research Tools and Images at:
www.novusbio.com/NBP2-37271

Updated 9/9/2025 v.20.1

Earn rewards for product
reviews and publications.

Submit a publication at www.novusbio.com/publications

Submit a review at www.novusbio.com/reviews/destination/NBP2-37271



NBP2-37271

5'-Nucleotidase/CD73 Antibody (4G6E3) - BSA Free

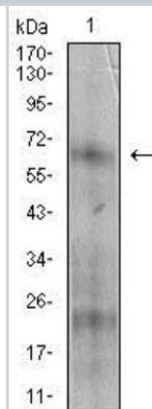
Product Information	
Unit Size	0.1 ml
Concentration	1 mg/ml
Storage	Store at 4C short term. Aliquot and store at -20C long term. Avoid freeze-thaw cycles.
Clonality	Monoclonal
Clone	4G6E3
Preservative	0.05% Sodium Azide
Isotype	IgG1
Purity	Protein G purified
Buffer	PBS
Target Molecular Weight	63.4 kDa

Product Description	
Description	Novus Biologicals Mouse 5'-Nucleotidase/CD73 Antibody (4G6E3) - BSA Free (NBP2-37271) is a monoclonal antibody validated for use in IHC, WB, ELISA and Flow. All Novus Biologicals antibodies are covered by our 100% guarantee.
Host	Mouse
Gene ID	4907
Gene Symbol	NT5E
Species	Human
Immunogen	Purified recombinant fragment of human 5'-Nucleotidase/CD73 (AA: 30-250) expressed in E. Coli.

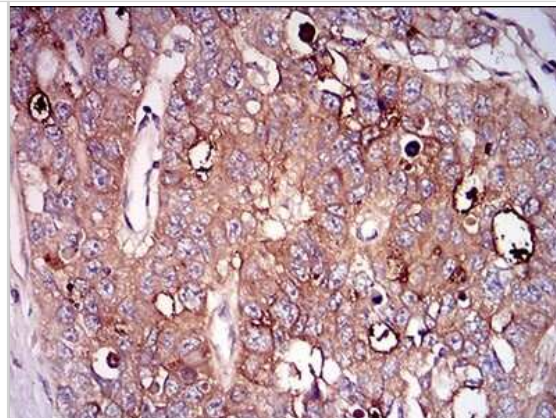
Product Application Details	
Applications	Western Blot, Immunohistochemistry-Paraffin, ELISA, Flow Cytometry, Immunohistochemistry, CyTOF-ready
Recommended Dilutions	Western Blot 1:500 - 1:2000, Flow Cytometry 1:200 - 1:400, ELISA 1:10000, Immunohistochemistry 1:200 - 1:1000, Immunohistochemistry-Paraffin 1:200 - 1:1000, CyTOF-ready
Application Notes	This antibody is Cytof ready.

Images

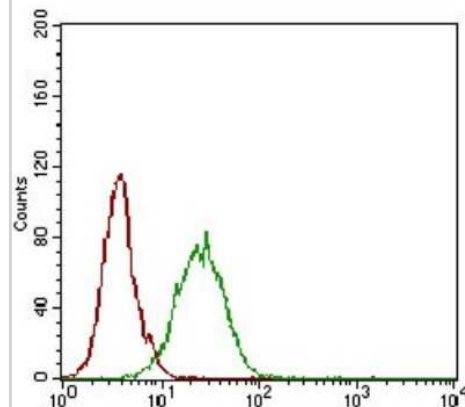
Western Blot: 5'-Nucleotidase/CD73 Antibody (4G6E3) [NBP2-37271] - Analysis using NT5E mouse mAb against A431 cell lysate.



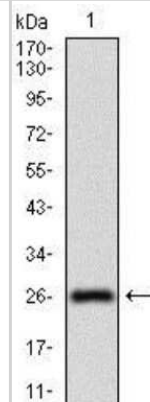
Immunohistochemistry: 5'-Nucleotidase/CD73 Antibody (4G6E3) [NBP2-37271] - Analysis of esophageal cancer tissues using NT5E mouse mAb with DAB staining.



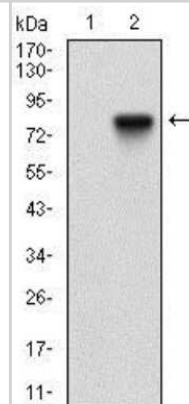
Flow Cytometry: 5'-Nucleotidase/CD73 Antibody (4G6E3) [NBP2-37271] - Analysis of A431 cells using NT5E mouse mAb (green) and negative control (red).



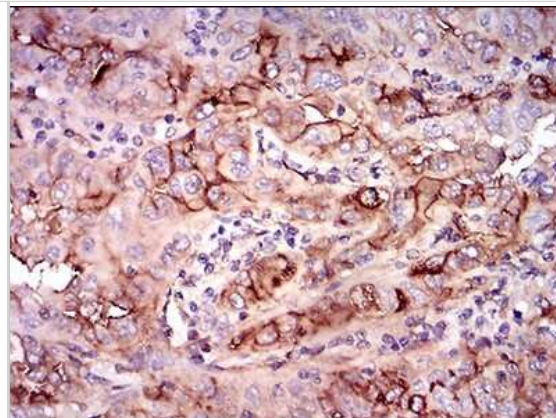
Western Blot: 5'-Nucleotidase/CD73 Antibody (4G6E3) [NBP2-37271] - Analysis using NT5E mAb against human NT5E (AA: 30-250) recombinant protein. (Expected MW is 26.6 kDa)



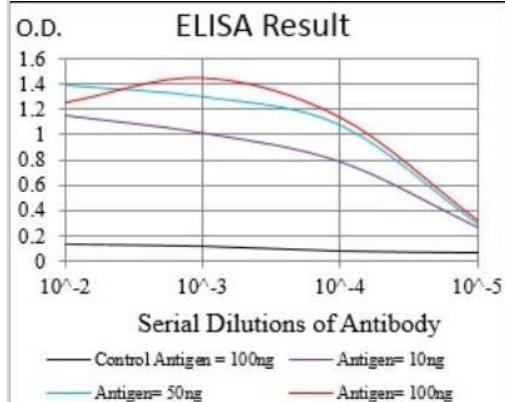
Western Blot: 5'-Nucleotidase/CD73 Antibody (4G6E3) [NBP2-37271] - Analysis using NT5E mAb against HEK293 (1) and NT5E (AA: 30-250)-hlgGfc transfected HEK293 (2) cell lysate.



Immunohistochemistry-Paraffin: 5'-Nucleotidase/CD73 Antibody (4G6E3) [NBP2-37271] - Analysis of endometrial cancer tissues using NT5E mouse mAb with DAB staining.



ELISA: 5'-Nucleotidase/CD73 Antibody (4G6E3) [NBP2-37271] - Red: Control Antigen (100ng); Purple: Antigen (10ng); Green: Antigen (50ng); Blue: Antigen (100ng);





Novus Biologicals USA

10730 E. Briarwood Avenue
Centennial, CO 80112
USA
Phone: 303.730.1950
Toll Free: 1.888.506.6887
Fax: 303.730.1966
nb-customerservice@bio-techne.com

Bio-Techne Canada

21 Canmotor Ave
Toronto, ON M8Z 4E6
Canada
Phone: 905.827.6400
Toll Free: 855.668.8722
Fax: 905.827.6402
canada.inquires@bio-techne.com

Bio-Techne Ltd

19 Barton Lane
Abingdon Science Park
Abingdon, OX14 3NB, United Kingdom
Phone: (44) (0) 1235 529449
Free Phone: 0800 37 34 15
Fax: (44) (0) 1235 533420
info.EMEA@bio-techne.com

General Contact Information

www.novusbio.com
Technical Support: nb-technical@bio-techne.com
Orders: nb-customerservice@bio-techne.com
General: novus@novusbio.com

Products Related to NBP2-37271

NBP2-33376H	Blue Marker Antibody (6F4-F6) [HRP]
HAF007	Goat anti-Mouse IgG Secondary Antibody [HRP]
NB7539	Goat anti-Mouse IgG (H+L) Secondary Antibody [HRP]
NBP1-97005-0.5mg	Mouse IgG1 Isotype Control (MG1)

Limitations

This product is for research use only and is not approved for use in humans or in clinical diagnosis. Primary Antibodies are guaranteed for 1 year from date of receipt.

For more information on our 100% guarantee, please visit www.novusbio.com/guarantee

Earn gift cards/discounts by submitting a review: www.novusbio.com/reviews/submit/NBP2-37271

Earn gift cards/discounts by submitting a publication using this product:
www.novusbio.com/publications

