

Product Datasheet

HPRT Antibody (5F11A7) - BSA Free NBP2-37245

Unit Size: 0.1 ml

Store at 4C short term. Aliquot and store at -20C long term. Avoid freeze-thaw cycles.

www.novusbio.com



technical@novusbio.com

Protocols, Publications, Related Products, Reviews, Research Tools and Images at:
www.novusbio.com/NBP2-37245

Updated 9/9/2025 v.20.1

Earn rewards for product
reviews and publications.

Submit a publication at www.novusbio.com/publications

Submit a review at www.novusbio.com/reviews/destination/NBP2-37245



NBP2-37245

HPRT Antibody (5F11A7) - BSA Free


Product Information	
Unit Size	0.1 ml
Concentration	1 mg/ml
Storage	Store at 4C short term. Aliquot and store at -20C long term. Avoid freeze-thaw cycles.
Clonality	Monoclonal
Clone	5F11A7
Preservative	0.05% Sodium Azide
Isotype	IgG1
Purity	Protein G purified
Buffer	PBS
Target Molecular Weight	24.6 kDa

Product Description	
Description	Novus Biologicals Mouse HPRT Antibody (5F11A7) - BSA Free (NBP2-37245) is a monoclonal antibody validated for use in IHC, WB, ELISA and Flow. All Novus Biologicals antibodies are covered by our 100% guarantee.
Host	Mouse
Gene ID	3251
Gene Symbol	HPRT1
Species	Human
Immunogen	Purified recombinant fragment of human HPRT (AA: FULL(1-218)) expressed in E. Coli.

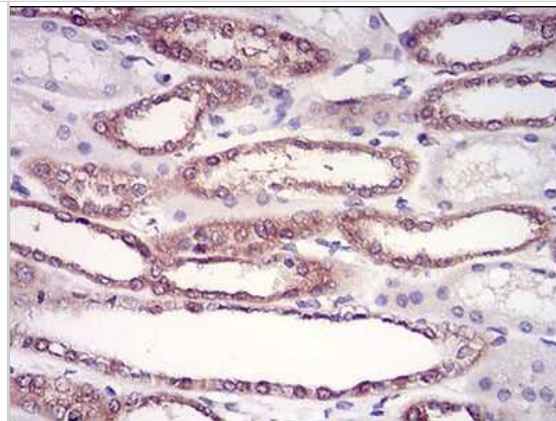
Product Application Details	
Applications	Western Blot, Immunohistochemistry-Paraffin, ELISA, Flow Cytometry, Flow (Intracellular), Immunohistochemistry, CyTOF-ready
Recommended Dilutions	Western Blot 1:500 - 1:2000, Flow Cytometry 1:200 - 1:400, ELISA 1:10000, Immunohistochemistry 1:200 - 1:1000, Immunohistochemistry-Paraffin 1:200 - 1:1000, Flow (Intracellular), CyTOF-ready
Application Notes	This antibody is Cytof ready.

Images

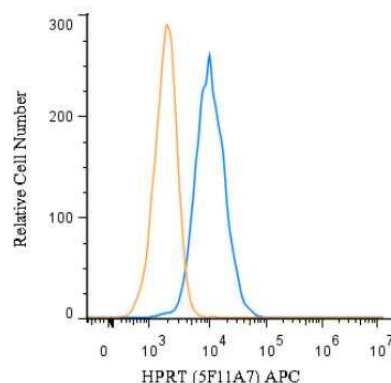
Western Blot: HPRT Antibody (5F11A7) [NBP2-37245] - Western blot analysis using HPRT1 mouse mAb against Hela (1), A431 (2), A549 (3) cell lysate.



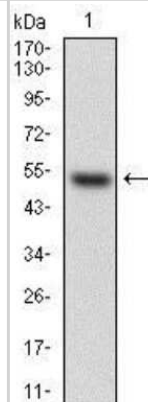
Immunohistochemistry-Paraffin: HPRT Antibody (5F11A7) [NBP2-37245] - Analysis of kidney tissues using HPRT1 mouse mAb with DAB staining.




Flow (Intracellular): HPRT Antibody (5F11A7) [NBP2-37245] - An intracellular stain was performed on HeLa cells with HPRT Antibody (5F11A7) NBP2-37245APC (blue) and a matched isotype control (orange). Cells were fixed with 4% PFA and then permeabilized with 0.1% saponin. Cells were incubated in an antibody dilution of 1 ug/mL for 30 minutes at room temperature. Both antibodies were conjugated to Allophycocyanin.



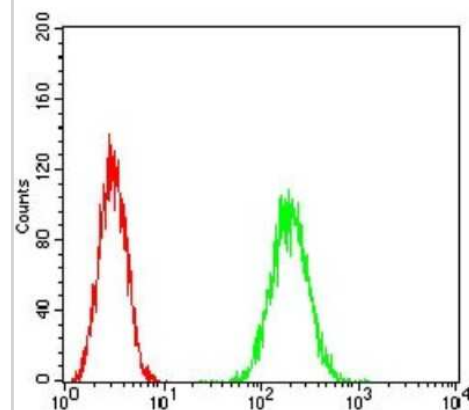
Western Blot: HPRT Antibody (5F11A7) [NBP2-37245] - Western blot analysis using HPRT1 mAb against human HPRT1 (AA: FULL(1-218)) recombinant protein. (Expected MW is 50.5 kDa)



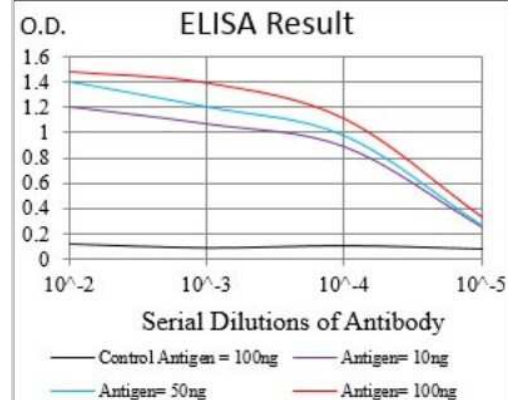
Western Blot: HPRT Antibody (5F11A7) [NBP2-37245] - Western blot analysis using HPRT1 mAb against HEK293 (1) and HPRT1 (AA: FULL(1-218))-hlgGfc transfected HEK293 (2) cell lysate.



Flow Cytometry: HPRT Antibody (5F11A7) [NBP2-37245] - Flow cytometric analysis of Hela cells using HPRT1 mouse mAb (green) and negative control (red).



ELISA: HPRT Antibody (5F11A7) [NBP2-37245] - Red: Control Antigen (100ng); Purple: Antigen (10ng); Green: Antigen (50ng); Blue: Antigen (100ng);





Novus Biologicals USA

10730 E. Briarwood Avenue
Centennial, CO 80112
USA
Phone: 303.730.1950
Toll Free: 1.888.506.6887
Fax: 303.730.1966
nb-customerservice@bio-techne.com

Bio-Techne Canada

21 Canmotor Ave
Toronto, ON M8Z 4E6
Canada
Phone: 905.827.6400
Toll Free: 855.668.8722
Fax: 905.827.6402
canada.inquires@bio-techne.com

Bio-Techne Ltd

19 Barton Lane
Abingdon Science Park
Abingdon, OX14 3NB, United Kingdom
Phone: (44) (0) 1235 529449
Free Phone: 0800 37 34 15
Fax: (44) (0) 1235 533420
info.EMEA@bio-techne.com

General Contact Information

www.novusbio.com
Technical Support: nb-technical@bio-techne.com
Orders: nb-customerservice@bio-techne.com
General: novus@novusbio.com

Products Related to NBP2-37245

NBP2-33376H	Blue Marker Antibody (6F4-F6) [HRP]
HAF007	Goat anti-Mouse IgG Secondary Antibody [HRP]
NB7539	Goat anti-Mouse IgG (H+L) Secondary Antibody [HRP]
NBP1-97005-0.5mg	Mouse IgG1 Isotype Control (MG1)

Limitations

This product is for research use only and is not approved for use in humans or in clinical diagnosis. Primary Antibodies are guaranteed for 1 year from date of receipt.

For more information on our 100% guarantee, please visit www.novusbio.com/guarantee

Earn gift cards/discounts by submitting a review: www.novusbio.com/reviews/submit/NBP2-37245

Earn gift cards/discounts by submitting a publication using this product:
www.novusbio.com/publications

