

Product Datasheet

Ezrin Antibody (CL2378) - BSA Free NBP2-36762

Unit Size: 0.1 ml

Store at 4C short term. Aliquot and store at -20C long term. Avoid freeze-thaw cycles.

www.novusbio.com



technical@novusbio.com

Protocols, Publications, Related Products, Reviews, Research Tools and Images at:
www.novusbio.com/NBP2-36762

Updated 12/2/2025 v.20.1

Earn rewards for product
reviews and publications.

Submit a publication at www.novusbio.com/publications

Submit a review at www.novusbio.com/reviews/destination/NBP2-36762



NBP2-36762

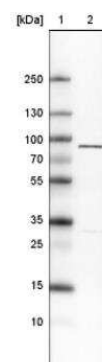
Ezrin Antibody (CL2378) - BSA Free

Product Information	
Unit Size	0.1 ml
Concentration	Concentrations vary lot to lot. See vial label for concentration. If unlisted please contact technical services.
Storage	Store at 4C short term. Aliquot and store at -20C long term. Avoid freeze-thaw cycles.
Clonality	Monoclonal
Clone	CL2378
Preservative	0.02% Sodium Azide
Isotype	IgG2b
Purity	Protein A purified
Buffer	PBS (pH 7.2) and 40% Glycerol
Product Description	
Description	Novus Biologicals Mouse Ezrin Antibody (CL2378) - BSA Free (NBP2-36762) is a monoclonal antibody validated for use in IHC, WB and ICC/IF. All Novus Biologicals antibodies are covered by our 100% guarantee.
Host	Mouse
Gene ID	7430
Gene Symbol	EZR
Species	Human
Reactivity Notes	Please note that this antibody is reactive to Mouse and derived from the same host, Mouse. Mouse-On-Mouse blocking reagent may be needed for IHC and ICC experiments to reduce high background signal. You can find these reagents under catalog numbers PK-2200-NB and MP-2400-NB. Please contact Technical Support if you have any questions
Immunogen	This antibody was developed using a recombinant protein derived from P15311, with the exact immunogen sequence remaining proprietary.
Product Application Details	
Applications	Western Blot, Immunohistochemistry-Paraffin, Immunocytochemistry/Immunofluorescence, Immunohistochemistry
Recommended Dilutions	Western Blot 1 ug/ml, Immunohistochemistry 1:5000 - 1:10000, Immunocytochemistry/ Immunofluorescence 2-10 ug/ml, Immunohistochemistry-Paraffin 1:5000-1:10000
Application Notes	For IHC-Paraffin, HIER pH 6 retrieval is recommended. For ICC/IF, PFA/Triton X-100 is recommended for fixation/permeabilization.

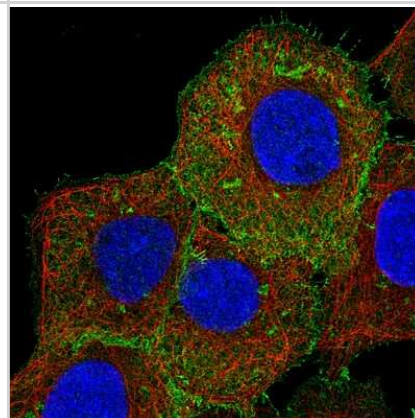


Images

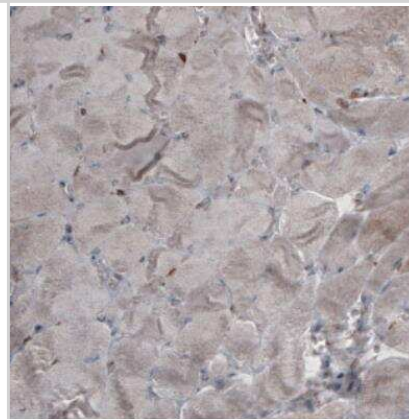
Western Blot: Ezrin Antibody (CL2378) [NBP2-36762] - Lane 1: Marker [kDa]. Lane 2: Human cell line U-251 MG



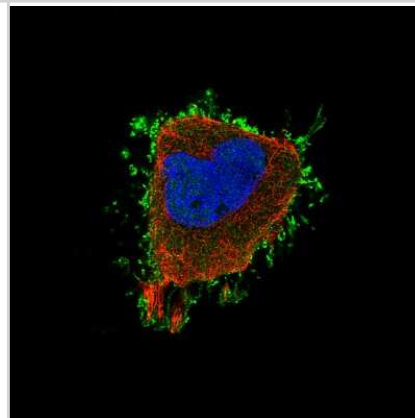
Immunocytochemistry/Immunofluorescence: Ezrin Antibody (CL2378) [NBP2-36762] - Staining of A-431 cells using the Anti-EZR monoclonal antibody, showing specific staining in the plasma membrane in green. Microtubule- and nuclear probes are visualized in red and blue, respectively (where available).



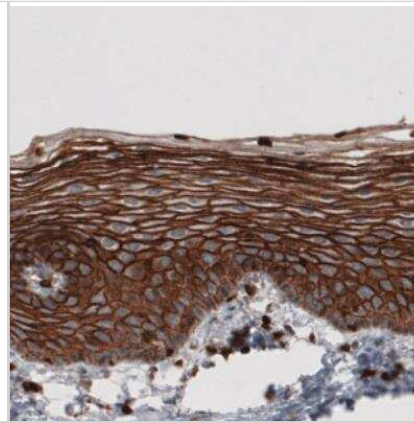
Immunohistochemistry: Ezrin Antibody (CL2378) [NBP2-36762] - Staining of human skeletal muscle shows absence of immunoreactivity.



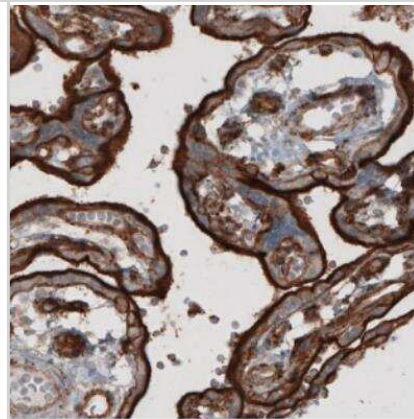
Immunocytochemistry/Immunofluorescence: Ezrin Antibody (CL2378) [NBP2-36762] - Staining of U-251 cells using the Anti-EZR monoclonal antibody, showing specific staining in the plasma membrane in green. Microtubule- and nuclear probes are visualized in red and blue, respectively (where available).



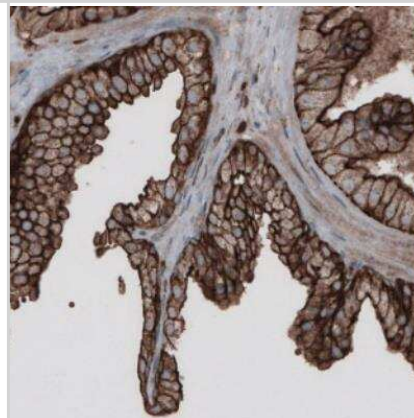
Immunohistochemistry: Ezrin Antibody (CL2378) [NBP2-36762] - Staining of human cervix shows strong membranous immunoreactivity in the epithelial cells.



Immunohistochemistry: Ezrin Antibody (CL2378) [NBP2-36762] - Staining of human placenta shows strong membranous and moderate cytoplasmic positivity in the trophoblast.



Immunohistochemistry: Ezrin Antibody (CL2378) [NBP2-36762] - Staining of human prostate cancer shows strong membranous and moderate cytoplasmic positivity in glandular cells.





Novus Biologicals USA

10730 E. Briarwood Avenue
Centennial, CO 80112
USA
Phone: 303.730.1950
Toll Free: 1.888.506.6887
Fax: 303.730.1966
nb-customerservice@bio-techne.com

Bio-Techne Canada

21 Canmotor Ave
Toronto, ON M8Z 4E6
Canada
Phone: 905.827.6400
Toll Free: 855.668.8722
Fax: 905.827.6402
canada.inquires@bio-techne.com

Bio-Techne Ltd

19 Barton Lane
Abingdon Science Park
Abingdon, OX14 3NB, United Kingdom
Phone: (44) (0) 1235 529449
Free Phone: 0800 37 34 15
Fax: (44) (0) 1235 533420
info.EMEA@bio-techne.com

General Contact Information

www.novusbio.com
Technical Support: nb-technical@bio-techne.com
Orders: nb-customerservice@bio-techne.com
General: novus@novusbio.com

Products Related to NBP2-36762

NBP2-33376H	Blue Marker Antibody (6F4-F6) [HRP]
HAF007	Goat anti-Mouse IgG Secondary Antibody [HRP]
NB7539	Goat anti-Mouse IgG (H+L) Secondary Antibody [HRP]
NBP2-27231	Mouse IgG2b Isotype Control (MPC-11)

Limitations

This product is for research use only and is not approved for use in humans or in clinical diagnosis. Primary Antibodies are guaranteed for 1 year from date of receipt.

For more information on our 100% guarantee, please visit www.novusbio.com/guarantee

Earn gift cards/discounts by submitting a review: www.novusbio.com/reviews/submit/NBP2-36762

Earn gift cards/discounts by submitting a publication using this product:
www.novusbio.com/publications

