

# Product Datasheet

## Endoglin/CD105 Antibody (CL1912) - BSA Free NBP2-34493

Unit Size: 0.1 ml

Store at 4C short term. Aliquot and store at -20C long term. Avoid freeze-thaw cycles.

[www.novusbio.com](http://www.novusbio.com)



[technical@novusbio.com](mailto:technical@novusbio.com)

Protocols, Publications, Related Products, Reviews, Research Tools and Images at:  
[www.novusbio.com/NBP2-34493](http://www.novusbio.com/NBP2-34493)

Updated 12/2/2025 v.20.1

Earn rewards for product  
reviews and publications.

Submit a publication at [www.novusbio.com/publications](http://www.novusbio.com/publications)

Submit a review at [www.novusbio.com/reviews/destination/NBP2-34493](http://www.novusbio.com/reviews/destination/NBP2-34493)



**NBP2-34493**

Endoglin/CD105 Antibody (CL1912) - BSA Free

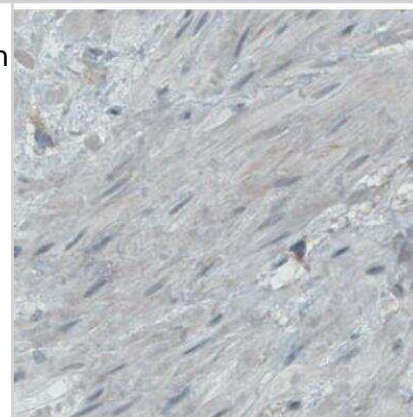
Product Information	
Unit Size	0.1 ml
Concentration	Concentrations vary lot to lot. See vial label for concentration. If unlisted please contact technical services.
Storage	Store at 4C short term. Aliquot and store at -20C long term. Avoid freeze-thaw cycles.
Clonality	Monoclonal
Clone	CL1912
Preservative	0.02% Sodium Azide
Isotype	IgG1
Purity	Protein A purified
Buffer	PBS (pH 7.2) and 40% Glycerol

Product Description	
Description	Novus Biologicals Mouse Endoglin/CD105 Antibody (CL1912) - BSA Free (NBP2-34493) is a monoclonal antibody validated for use in IHC. All Novus Biologicals antibodies are covered by our 100% guarantee.
Host	Mouse
Gene ID	2022
Gene Symbol	ENG
Species	Human
Immunogen	This antibody was developed using a recombinant protein derived from P17813, with the exact immunogen sequence remaining proprietary.

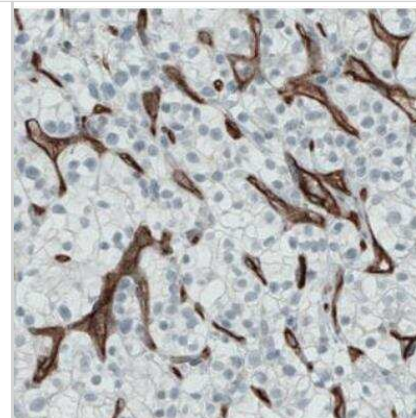
Product Application Details	
Applications	Immunohistochemistry-Paraffin, Immunohistochemistry
Recommended Dilutions	Immunohistochemistry 1:500 - 1:1000, Immunohistochemistry-Paraffin 1:500 - 1:1000
Application Notes	For IHC-Paraffin, HIER pH 6 retrieval is recommended.

**Images**

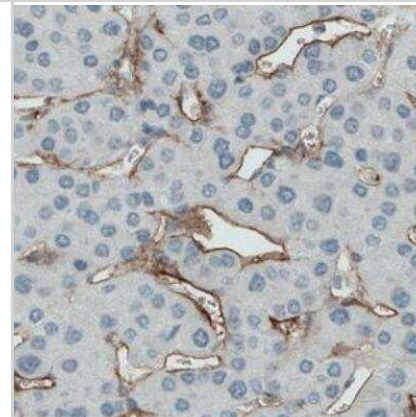
Immunohistochemistry-Paraffin: Endoglin/CD105 Antibody (CL1912) [NBP2-34493] - Staining of smooth muscle shows absence of positivity in myocytes (negative control).



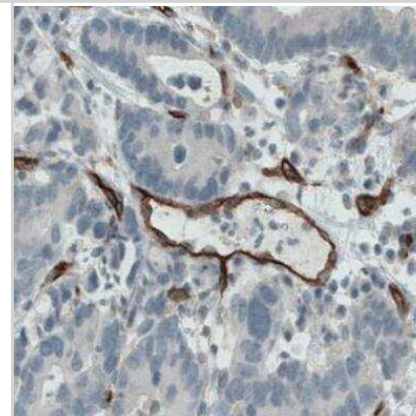
Immunohistochemistry-Paraffin: Endoglin/CD105 Antibody (CL1912) [NBP2-34493] - Staining of human renal cancer shows strong immunoreactivity in the blood vessels.



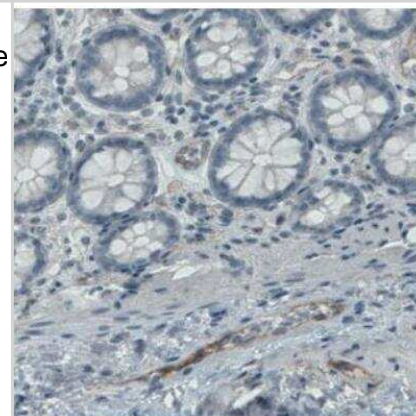
Immunohistochemistry-Paraffin: Endoglin/CD105 Antibody (CL1912) [NBP2-34493] - Staining of human liver cancer shows positivity in the sinusoids.



Immunohistochemistry-Paraffin: Endoglin/CD105 Antibody (CL1912) [NBP2-34493] - Staining of human stomach cancer shows strong immunoreactivity in the blood vessels walls.



Immunohistochemistry-Paraffin: Endoglin/CD105 Antibody (CL1912) [NBP2-34493] - Staining of human colon shows moderate positivity in the endothelium of blood vessels.



Immunohistochemistry-Paraffin: Endoglin/CD105 Antibody (CL1912) [NBP2-34493] - Staining of human cerebral cortex shows strong immunoreactivity in the blood vessels.





### **Novus Biologicals USA**

10730 E. Briarwood Avenue  
Centennial, CO 80112  
USA  
Phone: 303.730.1950  
Toll Free: 1.888.506.6887  
Fax: 303.730.1966  
nb-customerservice@bio-techne.com

### **Bio-Techne Canada**

21 Canmotor Ave  
Toronto, ON M8Z 4E6  
Canada  
Phone: 905.827.6400  
Toll Free: 855.668.8722  
Fax: 905.827.6402  
canada.inquires@bio-techne.com

### **Bio-Techne Ltd**

19 Barton Lane  
Abingdon Science Park  
Abingdon, OX14 3NB, United Kingdom  
Phone: (44) (0) 1235 529449  
Free Phone: 0800 37 34 15  
Fax: (44) (0) 1235 533420  
info.EMEA@bio-techne.com

### **General Contact Information**

www.novusbio.com  
Technical Support: nb-technical@bio-techne.com  
Orders: nb-customerservice@bio-techne.com  
General: novus@novusbio.com

### **Products Related to NBP2-34493**

---

NBP2-34493PEP	Endoglin/CD105 Recombinant Protein Antigen
HAF007	Goat anti-Mouse IgG Secondary Antibody [HRP]
NB7539	Goat anti-Mouse IgG (H+L) Secondary Antibody [HRP]
NBP1-97005-0.5mg	Mouse IgG1 Isotype Control (MG1)

---

### **Limitations**

This product is for research use only and is not approved for use in humans or in clinical diagnosis. Primary Antibodies are guaranteed for 1 year from date of receipt.

For more information on our 100% guarantee, please visit [www.novusbio.com/guarantee](http://www.novusbio.com/guarantee)

Earn gift cards/discounts by submitting a review: [www.novusbio.com/reviews/submit/NBP2-34493](http://www.novusbio.com/reviews/submit/NBP2-34493)

Earn gift cards/discounts by submitting a publication using this product:  
[www.novusbio.com/publications](http://www.novusbio.com/publications)

