

Product Datasheet

ITIH4 Antibody (CL1858) - BSA Free NBP2-34492

Unit Size: 0.1 ml

Store at 4C short term. Aliquot and store at -20C long term. Avoid freeze-thaw cycles.

www.novusbio.com



technical@novusbio.com

Publications: 1

Protocols, Publications, Related Products, Reviews, Research Tools and Images at:
www.novusbio.com/NBP2-34492

Updated 9/9/2025 v.20.1

Earn rewards for product
reviews and publications.

Submit a publication at www.novusbio.com/publications

Submit a review at www.novusbio.com/reviews/destination/NBP2-34492



NBP2-34492

ITIH4 Antibody (CL1858) - BSA Free

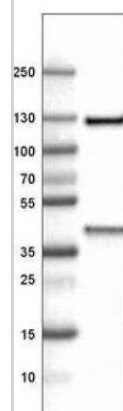
Product Information	
Unit Size	0.1 ml
Concentration	Concentrations vary lot to lot. See vial label for concentration. If unlisted please contact technical services.
Storage	Store at 4C short term. Aliquot and store at -20C long term. Avoid freeze-thaw cycles.
Clonality	Monoclonal
Clone	CL1858
Preservative	0.02% Sodium Azide
Isotype	IgG1
Purity	Protein A purified
Buffer	PBS (pH 7.2) and 40% Glycerol

Product Description	
Description	Novus Biologicals Mouse ITIH4 Antibody (CL1858) - BSA Free (NBP2-34492) is a monoclonal antibody validated for use in IHC and WB. Anti-ITIH4 Antibody: Cited in 1 publication. All Novus Biologicals antibodies are covered by our 100% guarantee.
Host	Mouse
Gene ID	3700
Gene Symbol	ITIH4
Species	Human
Immunogen	This antibody was developed using a recombinant protein derived from Q14624, with the exact immunogen sequence remaining proprietary.

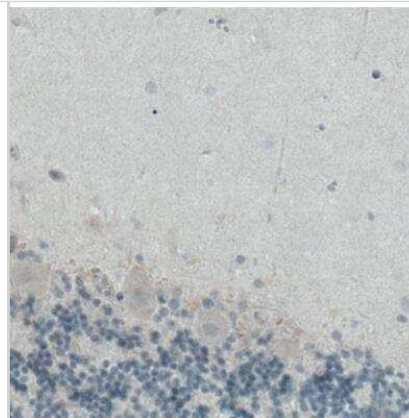
Product Application Details	
Applications	Western Blot, Immunohistochemistry-Paraffin, Immunohistochemistry, Immunohistochemistry-Frozen
Recommended Dilutions	Western Blot 1 ug/ml, Immunohistochemistry 1:2500 - 1:5000, Immunohistochemistry-Paraffin 1:2500 - 1:5000, Immunohistochemistry-Frozen Reported in scientific literature (PMID: 28724284)
Application Notes	For IHC-Paraffin, HIER pH 6 retrieval is recommended.

Images

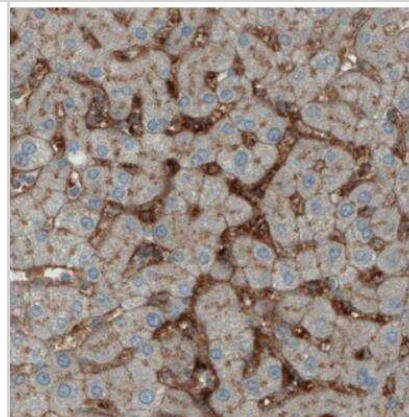
Western Blot: ITIH4 Antibody (CL1858) [NBP2-34492] - Lane 1: Marker [kDa]. Lane 2: Human liver tissue lysate



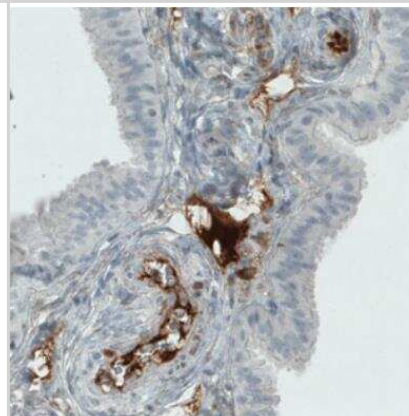
Immunohistochemistry: ITIH4 Antibody (CL1858) [NBP2-34492] - Staining of human cerebellum shows absence of immunoreactivity (negative control).



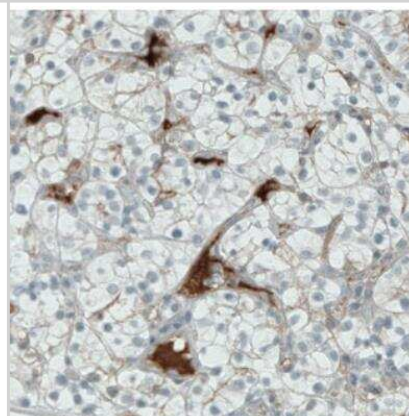
Immunohistochemistry: ITIH4 Antibody (CL1858) [NBP2-34492] - Staining of human liver shows immunoreactivity in sinusoids.



Immunohistochemistry: ITIH4 Antibody (CL1858) [NBP2-34492] - Staining of human fallopian tube shows strong immunoreactivity in blood vessels and in plasma.



Immunohistochemistry: ITIH4 Antibody (CL1858) [NBP2-34492] - Staining of human kidney (renal cancer) shows strong positivity in plasma in blood vessels.



Publications

Lee EJ, Yang SH, Kim KJ et al. Inter-alpha Inhibitor H4 as a Potential Biomarker Predicting the Treatment Outcomes in Patients with Hepatocellular Carcinoma. Cancer Res Treat 2018-07-01 [PMID: 28724284] (IHC-Fr, Human)



Novus Biologicals USA

10730 E. Briarwood Avenue
Centennial, CO 80112
USA
Phone: 303.730.1950
Toll Free: 1.888.506.6887
Fax: 303.730.1966
nb-customerservice@bio-techne.com

Bio-Techne Canada

21 Canmotor Ave
Toronto, ON M8Z 4E6
Canada
Phone: 905.827.6400
Toll Free: 855.668.8722
Fax: 905.827.6402
canada.inquires@bio-techne.com

Bio-Techne Ltd

19 Barton Lane
Abingdon Science Park
Abingdon, OX14 3NB, United Kingdom
Phone: (44) (0) 1235 529449
Free Phone: 0800 37 34 15
Fax: (44) (0) 1235 533420
info.EMEA@bio-techne.com

General Contact Information

www.novusbio.com
Technical Support: nb-technical@bio-techne.com
Orders: nb-customerservice@bio-techne.com
General: novus@novusbio.com

Products Related to NBP2-34492

NBP2-34492PEP	ITIH4 Recombinant Protein Antigen
NBP2-33376H	Blue Marker Antibody (6F4-F6) [HRP]
HAF007	Goat anti-Mouse IgG Secondary Antibody [HRP]
NB7539	Goat anti-Mouse IgG (H+L) Secondary Antibody [HRP]
NBP1-97005-0.5mg	Mouse IgG1 Isotype Control (MG1)

Limitations

This product is for research use only and is not approved for use in humans or in clinical diagnosis. Primary Antibodies are guaranteed for 1 year from date of receipt.

For more information on our 100% guarantee, please visit www.novusbio.com/guarantee

Earn gift cards/discounts by submitting a review: www.novusbio.com/reviews/submit/NBP2-34492

Earn gift cards/discounts by submitting a publication using this product:
www.novusbio.com/publications

