

Product Datasheet

CD117/c-kit Antibody (CL1667) - BSA Free NBP2-34487

Unit Size: 0.1 ml

Store at 4C short term. Aliquot and store at -20C long term. Avoid freeze-thaw cycles.

www.novusbio.com



technical@novusbio.com

Publications: 1

Protocols, Publications, Related Products, Reviews, Research Tools and Images at:
www.novusbio.com/NBP2-34487

Updated 12/2/2025 v.20.1

Earn rewards for product
reviews and publications.

Submit a publication at www.novusbio.com/publications

Submit a review at www.novusbio.com/reviews/destination/NBP2-34487



NBP2-34487

CD117/c-kit Antibody (CL1667) - BSA Free

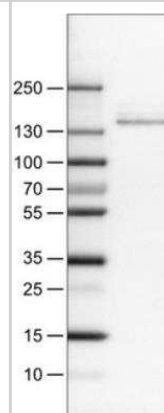
Product Information	
Unit Size	0.1 ml
Concentration	Concentrations vary lot to lot. See vial label for concentration. If unlisted please contact technical services.
Storage	Store at 4C short term. Aliquot and store at -20C long term. Avoid freeze-thaw cycles.
Clonality	Monoclonal
Clone	CL1667
Preservative	0.02% Sodium Azide
Isotype	IgG2a
Purity	Protein A purified
Buffer	PBS (pH 7.2) and 40% Glycerol

Product Description	
Description	Novus Biologicals Mouse CD117/c-kit Antibody (CL1667) - BSA Free (NBP2-34487) is a monoclonal antibody validated for use in IHC and WB. Anti-CD117/c-kit Antibody: Cited in 1 publication. All Novus Biologicals antibodies are covered by our 100% guarantee.
Host	Mouse
Gene ID	3815
Gene Symbol	KIT
Species	Human
Immunogen	This antibody was developed using a recombinant protein derived from P10721, with the exact immunogen sequence remaining proprietary.

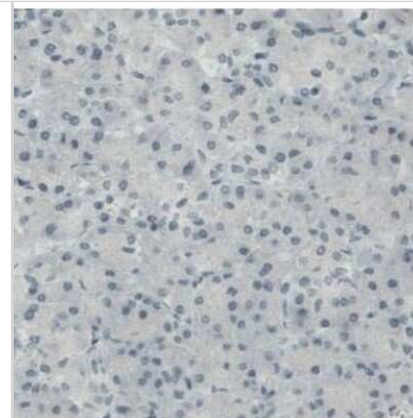
Product Application Details	
Applications	Western Blot, Immunohistochemistry-Paraffin, Immunohistochemistry
Recommended Dilutions	Western Blot 1 ug/ml, Immunohistochemistry 1:200 - 1:500, Immunohistochemistry-Paraffin 1:200 - 1:500
Application Notes	For IHC-Paraffin, HIER pH 6 retrieval is recommended.

Images

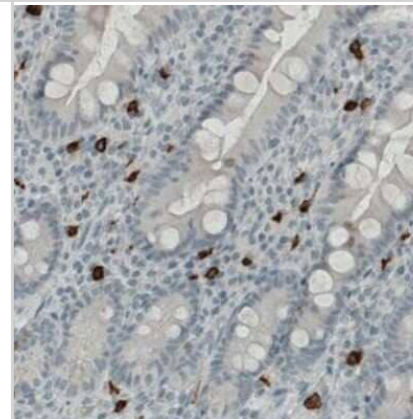
Western Blot: CD117/c-kit Antibody (CL1667) [NBP2-34487] - Lane 1: Marker [kDa]. Lane 2: Human cell line RT-4



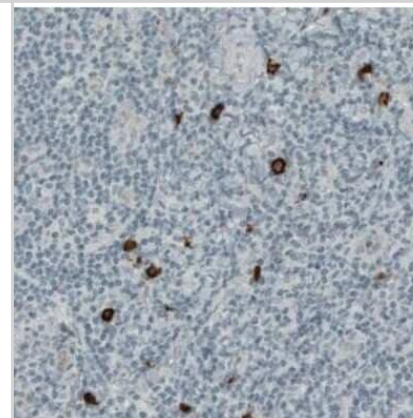
Immunohistochemistry-Paraffin: CD117/c-kit Antibody (CL1667) [NBP2-34487] - Staining of human pancreas shows absence of immunoreactivity (negative control).



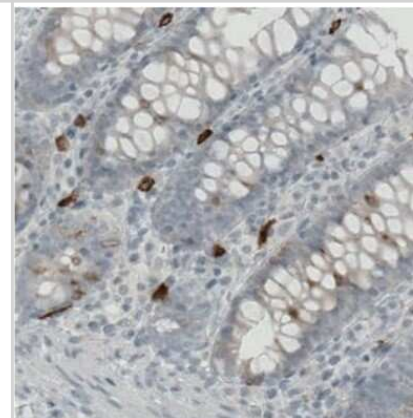
Immunohistochemistry-Paraffin: CD117/c-kit Antibody (CL1667) [NBP2-34487] - Staining of human small intestine shows strong immunoreactivity in a subset of lymphoid cells.



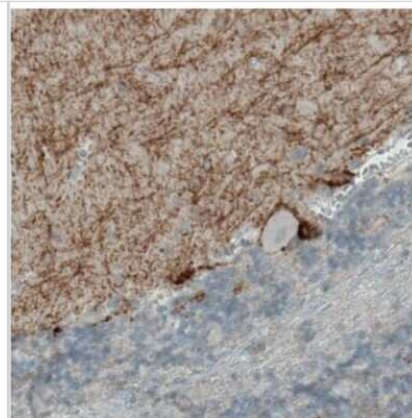
Immunohistochemistry-Paraffin: CD117/c-kit Antibody (CL1667) [NBP2-34487] - Staining of human tonsil shows strong positivity in a subset of lymphoid cells.



Immunohistochemistry-Paraffin: CD117/c-kit Antibody (CL1667) [NBP2-34487] - Staining of human colon shows strong immunoreactivity in some lymphoid cells.



Immunohistochemistry-Paraffin: CD117/c-kit Antibody (CL1667) [NBP2-34487] - Staining of human cerebellum shows moderate positivity in the molecular layer.



Publications

van Beelen ESA, van der Valk WH, de Groot JCMJ et al. Migration and fate of vestibular melanocytes during the development of the human inner ear Dev Neurobiol 2020-10-19 [PMID: 33075185] (IF/IHC, Human)



Novus Biologicals USA

10730 E. Briarwood Avenue
Centennial, CO 80112
USA
Phone: 303.730.1950
Toll Free: 1.888.506.6887
Fax: 303.730.1966
nb-customerservice@bio-techne.com

Bio-Techne Canada

21 Canmotor Ave
Toronto, ON M8Z 4E6
Canada
Phone: 905.827.6400
Toll Free: 855.668.8722
Fax: 905.827.6402
canada.inquires@bio-techne.com

Bio-Techne Ltd

19 Barton Lane
Abingdon Science Park
Abingdon, OX14 3NB, United Kingdom
Phone: (44) (0) 1235 529449
Free Phone: 0800 37 34 15
Fax: (44) (0) 1235 533420
info.EMEA@bio-techne.com

General Contact Information

www.novusbio.com
Technical Support: nb-technical@bio-techne.com
Orders: nb-customerservice@bio-techne.com
General: novus@novusbio.com

Products Related to NBP2-34487

NBP2-33376H	Blue Marker Antibody (6F4-F6) [HRP]
HAF007	Goat anti-Mouse IgG Secondary Antibody [HRP]
NB7539	Goat anti-Mouse IgG (H+L) Secondary Antibody [HRP]
NBP1-96778	Mouse IgG2a Isotype Control (M2A)

Limitations

This product is for research use only and is not approved for use in humans or in clinical diagnosis. Primary Antibodies are guaranteed for 1 year from date of receipt.

For more information on our 100% guarantee, please visit www.novusbio.com/guarantee

Earn gift cards/discounts by submitting a review: www.novusbio.com/reviews/submit/NBP2-34487

Earn gift cards/discounts by submitting a publication using this product:
www.novusbio.com/publications

