

# Product Datasheet

## MRS2 Antibody - BSA Free NBP2-34200

Unit Size: 0.1 ml

Store at 4C short term. Aliquot and store at -20C long term. Avoid freeze-thaw cycles.

[www.novusbio.com](http://www.novusbio.com)



[technical@novusbio.com](mailto:technical@novusbio.com)

### Publications: 4

Protocols, Publications, Related Products, Reviews, Research Tools and Images at:  
[www.novusbio.com/NBP2-34200](http://www.novusbio.com/NBP2-34200)

Updated 12/2/2025 v.20.1

Earn rewards for product  
reviews and publications.

Submit a publication at [www.novusbio.com/publications](http://www.novusbio.com/publications)

Submit a review at [www.novusbio.com/reviews/destination/NBP2-34200](http://www.novusbio.com/reviews/destination/NBP2-34200)



**NBP2-34200**

MRS2 Antibody - BSA Free

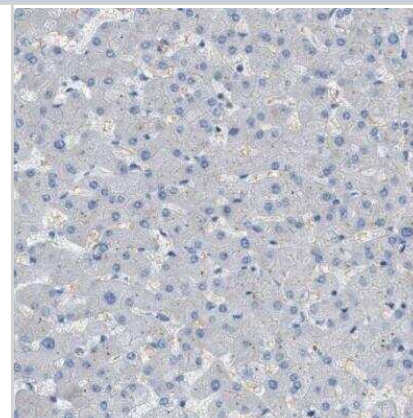
Product Information	
Unit Size	0.1 ml
Concentration	Concentrations vary lot to lot. See vial label for concentration. If unlisted please contact technical services.
Storage	Store at 4C short term. Aliquot and store at -20C long term. Avoid freeze-thaw cycles.
Clonality	Polyclonal
Preservative	0.02% Sodium Azide
Isotype	IgG
Purity	Affinity purified
Buffer	PBS (pH 7.2) and 40% Glycerol

Product Description	
Description	Novus Biologicals Rabbit MRS2 Antibody - BSA Free (NBP2-34200) is a polyclonal antibody validated for use in IHC and WB. Anti-MRS2 Antibody: Cited in 4 publications. All Novus Biologicals antibodies are covered by our 100% guarantee.
Host	Rabbit
Gene ID	57380
Gene Symbol	MRS2
Species	Human
Immunogen	This antibody was developed against a recombinant protein corresponding to amino acids: NTLQGKLSILQPLILETLDALVDPKHSSVDRSKLHILLQNGKSLSELETDIKIFKES ILEILDEEELLEELCVSKWSDPQVFEKSSAGIDHAEEMELLENYYRLADDLSNA ARELRVLIDDSQSIIFI

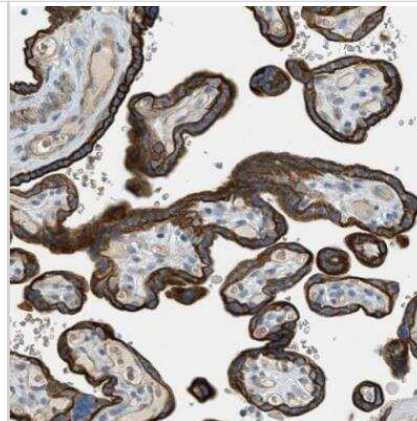
Product Application Details	
Applications	Western Blot, Immunohistochemistry-Paraffin, Immunohistochemistry
Recommended Dilutions	Western Blot 0.04 - 0.4 ug/ml, Immunohistochemistry 1:200 - 1:500, Immunohistochemistry-Paraffin 1:200 - 1:500
Application Notes	For IHC-Paraffin, HIER pH 6 retrieval is recommended.

**Images**

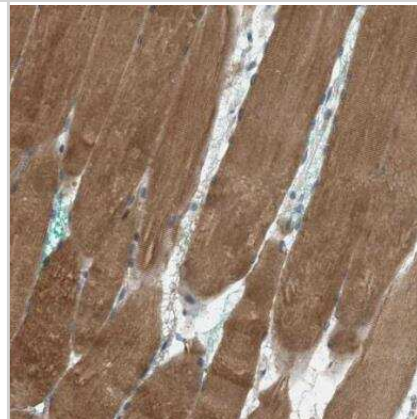
Immunohistochemistry-Paraffin: MRS2 Antibody [NBP2-34200] - Staining of human liver shows low positivity in hepatocytes as expected.



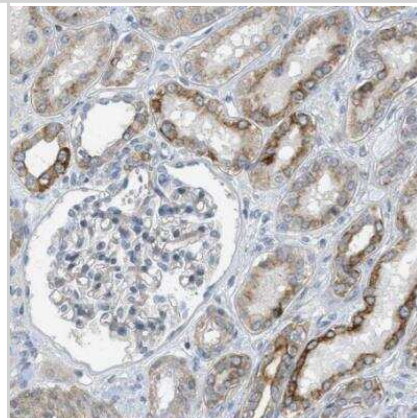
Immunohistochemistry-Paraffin: MRS2 Antibody [NBP2-34200] - Staining of human placenta shows strong positivity in trophoblastic cells.



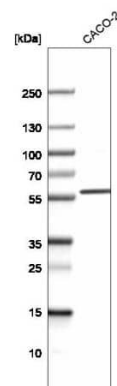
Immunohistochemistry-Paraffin: MRS2 Antibody [NBP2-34200] - Staining of human skeletal muscle shows strong cytoplasmic positivity in myocytes.



Immunohistochemistry-Paraffin: MRS2 Antibody [NBP2-34200] - Staining of human kidney shows moderate granular cytoplasmic positivity in cells in tubules.



Analysis in human cell line CACO-2.



## Publications

Joshi A, Gohil VM Cardiolipin deficiency leads to the destabilization of mitochondrial magnesium channel MRS2 in Barth syndrome Human molecular genetics 2023-09-18 [PMID: 37721533]

Shanmughapriya S, Ponnusamy T, Velusamy P et al. Mitochondrial Magnesium is the cationic rheostat for MCU-mediated mitochondrial Ca<sup>2+</sup> uptake Research square 2023-07-18 [PMID: 37502932]

Liu M, Liu H, Feng F et al. TRPM7 kinase mediates hypomagnesemia-induced seizure-related death Scientific reports 2023-05-15 [PMID: 37188671] (WB, Mouse)

Tebbenkamp ATN, Varela L, Choi J et al. The 7q11.23 Protein DNAJC30 Interacts with ATP Synthase and Links Mitochondria to Brain Development. Cell. 2018-10-05 [PMID: 30318146] (WB, Human)





### **Novus Biologicals USA**

10730 E. Briarwood Avenue  
Centennial, CO 80112  
USA  
Phone: 303.730.1950  
Toll Free: 1.888.506.6887  
Fax: 303.730.1966  
nb-customerservice@bio-techne.com

### **Bio-Techne Canada**

21 Canmotor Ave  
Toronto, ON M8Z 4E6  
Canada  
Phone: 905.827.6400  
Toll Free: 855.668.8722  
Fax: 905.827.6402  
canada.inquires@bio-techne.com

### **Bio-Techne Ltd**

19 Barton Lane  
Abingdon Science Park  
Abingdon, OX14 3NB, United Kingdom  
Phone: (44) (0) 1235 529449  
Free Phone: 0800 37 34 15  
Fax: (44) (0) 1235 533420  
info.EMEA@bio-techne.com

### **General Contact Information**

www.novusbio.com  
Technical Support: nb-technical@bio-techne.com  
Orders: nb-customerservice@bio-techne.com  
General: novus@novusbio.com

### **Products Related to NBP2-34200**

---

NBP2-34200PEP	MRS2 Recombinant Protein Antigen
NBP2-33376H	Blue Marker Antibody (6F4-F6) [HRP]
HAF008	Goat anti-Rabbit IgG Secondary Antibody [HRP]
NB7160	Goat anti-Rabbit IgG (H+L) Secondary Antibody [HRP]
NBP2-24891	Rabbit IgG Isotype Control

---

### **Limitations**

This product is for research use only and is not approved for use in humans or in clinical diagnosis. Primary Antibodies are guaranteed for 1 year from date of receipt.

For more information on our 100% guarantee, please visit [www.novusbio.com/guarantee](http://www.novusbio.com/guarantee)

Earn gift cards/discounts by submitting a review: [www.novusbio.com/reviews/submit/NBP2-34200](http://www.novusbio.com/reviews/submit/NBP2-34200)

Earn gift cards/discounts by submitting a publication using this product:  
[www.novusbio.com/publications](http://www.novusbio.com/publications)

