

# Product Datasheet

## Isocitrate Dehydrogenase 1/IDH1 Antibody - BSA Free NBP2-34091

Unit Size: 0.1 ml

Store at 4C short term. Aliquot and store at -20C long term. Avoid freeze-thaw cycles.

[www.novusbio.com](http://www.novusbio.com)



[technical@novusbio.com](mailto:technical@novusbio.com)

Protocols, Publications, Related Products, Reviews, Research Tools and Images at:  
[www.novusbio.com/NBP2-34091](http://www.novusbio.com/NBP2-34091)

Updated 3/4/2026 v.20.1

Earn rewards for product  
reviews and publications.

Submit a publication at [www.novusbio.com/publications](http://www.novusbio.com/publications)

Submit a review at [www.novusbio.com/reviews/destination/NBP2-34091](http://www.novusbio.com/reviews/destination/NBP2-34091)



**NBP2-34091****Isocitrate Dehydrogenase 1/IDH1 Antibody - BSA Free**


<b>Product Information</b>	
<b>Unit Size</b>	0.1 ml
<b>Concentration</b>	Concentrations vary lot to lot. See vial label for concentration. If unlisted please contact technical services.
<b>Storage</b>	Store at 4C short term. Aliquot and store at -20C long term. Avoid freeze-thaw cycles.
<b>Clonality</b>	Polyclonal
<b>Preservative</b>	0.02% Sodium Azide
<b>Isotype</b>	IgG
<b>Purity</b>	Affinity purified
<b>Buffer</b>	PBS (pH 7.2) and 40% Glycerol

<b>Product Description</b>	
<b>Host</b>	Rabbit
<b>Gene ID</b>	3417
<b>Gene Symbol</b>	IDH1
<b>Species</b>	Human
<b>Immunogen</b>	This antibody was developed against a recombinant protein corresponding to amino acids: LAHRAKLDNNKELAFFANALEEVSIIETIEAGFMTKDLAACIKGLPNVQRSDYLNT FEFMDKLGLENLKIQLAQA

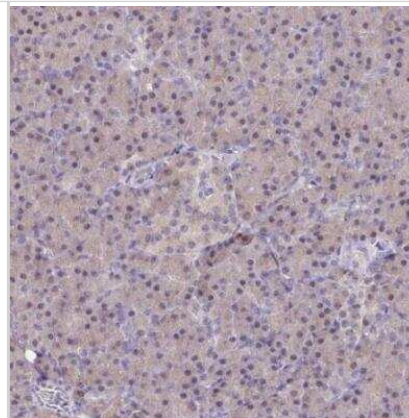
<b>Product Application Details</b>	
<b>Applications</b>	Western Blot, Simple Western, Immunohistochemistry-Paraffin, Immunohistochemistry, Knockdown Validated
<b>Recommended Dilutions</b>	Western Blot 0.04-0.4 ug/ml, Simple Western 1:25, Immunohistochemistry 1:200 - 1:500, Immunohistochemistry-Paraffin 1:200 - 1:500, Knockdown Validated
<b>Application Notes</b>	For IHC-Paraffin, HIER pH 6 retrieval is recommended. In Simple Western only 10 - 15 uL of the recommended dilution is used per data point. See <a href="#">Simple Western Antibody Database</a> for Simple Western validation: Tested in HepG2 lysate, separated by Size, antibody dilution of 1:25, apparent MW was 51 kDa.

**Images**

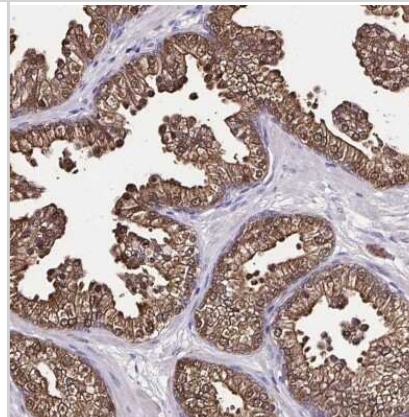
Western Blot: Isocitrate Dehydrogenase 1/IDH1 Antibody [NBP2-34091] - Analysis in RT-4 cells transfected with control siRNA, target specific siRNA probe #1 and #2, using anti-IDH1 antibody. Remaining relative intensity is presented. Loading control: anti-PPIB.



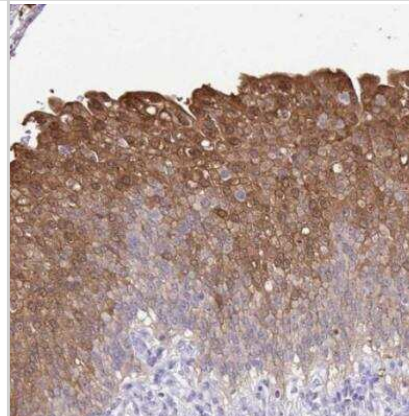
Immunohistochemistry-Paraffin: Isocitrate Dehydrogenase 1/IDH1 Antibody [NBP2-34091] - Staining of human pancreas shows very weak cytoplasmic positivity in exocrine glandular cells.



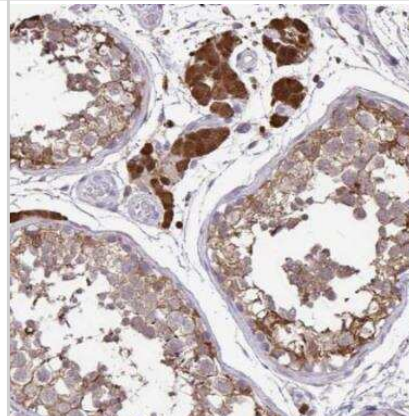
Immunohistochemistry-Paraffin: Isocitrate Dehydrogenase 1/IDH1 Antibody [NBP2-34091] - Staining of human prostate shows high expression.



Immunohistochemistry-Paraffin: Isocitrate Dehydrogenase 1/IDH1 Antibody [NBP2-34091] - Staining of human urinary bladder shows moderate cytoplasmic positivity in urothelial cells.



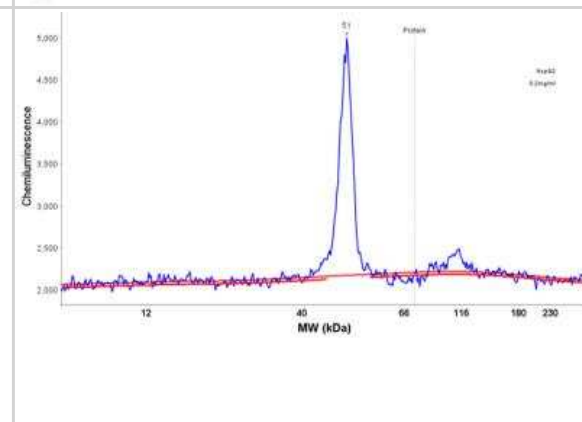
Immunohistochemistry-Paraffin: Isocitrate Dehydrogenase 1/IDH1 Antibody [NBP2-34091] - Staining of human testis shows strong cytoplasmic positivity in Leydig cells.



Simple Western: Isocitrate Dehydrogenase 1/IDH1 Antibody [NBP2-34091] - Simple Western lane view shows a specific band for Isocitrate Dehydrogenase 1/IDH1 in 0.2 mg/ml of HepG2 lysate(s). This experiment was performed under reducing conditions using the 12-230 kDa separation system.



Simple Western: Isocitrate Dehydrogenase 1/IDH1 Antibody [NBP2-34091] - Electropherogram image of the corresponding Simple Western lane view. Isocitrate Dehydrogenase 1/IDH1 antibody was used at 1:25 dilution on HepG2 lysate(s) respectively.





### **Novus Biologicals USA**

10730 E. Briarwood Avenue  
Centennial, CO 80112  
USA  
Phone: 303.730.1950  
Toll Free: 1.888.506.6887  
Fax: 303.730.1966  
nb-customerservice@bio-techne.com

### **Bio-Techne Canada**

21 Canmotor Ave  
Toronto, ON M8Z 4E6  
Canada  
Phone: 905.827.6400  
Toll Free: 855.668.8722  
Fax: 905.827.6402  
canada.inquires@bio-techne.com

### **Bio-Techne Ltd**

19 Barton Lane  
Abingdon Science Park  
Abingdon, OX14 3NB, United Kingdom  
Phone: (44) (0) 1235 529449  
Free Phone: 0800 37 34 15  
Fax: (44) (0) 1235 533420  
info.EMEA@bio-techne.com

### **General Contact Information**

www.novusbio.com  
Technical Support: nb-technical@bio-techne.com  
Orders: nb-customerservice@bio-techne.com  
General: novus@novusbio.com

### **Products Related to NBP2-34091**

---

NBP2-34091PEP	Isocitrate Dehydrogenase 1/IDH1 Recombinant Protein Antigen
HAF008	Goat anti-Rabbit IgG Secondary Antibody [HRP]
NB7160	Goat anti-Rabbit IgG (H+L) Secondary Antibody [HRP]
NBP2-24891	Rabbit IgG Isotype Control

---

### **Limitations**

This product is for research use only and is not approved for use in humans or in clinical diagnosis. Primary Antibodies are guaranteed for 1 year from date of receipt.

For more information on our 100% guarantee, please visit [www.novusbio.com/guarantee](http://www.novusbio.com/guarantee)

Earn gift cards/discounts by submitting a review: [www.novusbio.com/reviews/submit/NBP2-34091](http://www.novusbio.com/reviews/submit/NBP2-34091)

Earn gift cards/discounts by submitting a publication using this product:  
[www.novusbio.com/publications](http://www.novusbio.com/publications)

