

# Product Datasheet

## ASPRV1 Antibody - BSA Free NBP2-33981

Unit Size: 0.1 ml

Store at 4C short term. Aliquot and store at -20C long term. Avoid freeze-thaw cycles.

[www.novusbio.com](http://www.novusbio.com)



[technical@novusbio.com](mailto:technical@novusbio.com)

### Publications: 1

Protocols, Publications, Related Products, Reviews, Research Tools and Images at:  
[www.novusbio.com/NBP2-33981](http://www.novusbio.com/NBP2-33981)

Updated 3/4/2026 v.20.1

Earn rewards for product  
reviews and publications.

Submit a publication at [www.novusbio.com/publications](http://www.novusbio.com/publications)

Submit a review at [www.novusbio.com/reviews/destination/NBP2-33981](http://www.novusbio.com/reviews/destination/NBP2-33981)



**NBP2-33981**

ASPRV1 Antibody - BSA Free

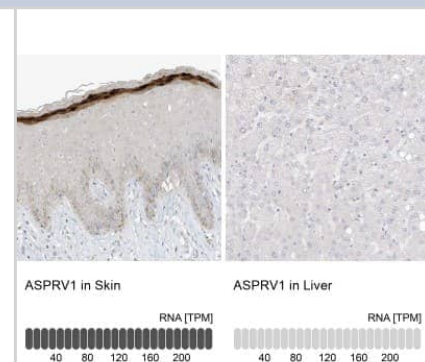
Product Information	
Unit Size	0.1 ml
Concentration	Concentrations vary lot to lot. See vial label for concentration. If unlisted please contact technical services.
Storage	Store at 4C short term. Aliquot and store at -20C long term. Avoid freeze-thaw cycles.
Clonality	Polyclonal
Preservative	0.02% Sodium Azide
Isotype	IgG
Purity	Affinity purified
Buffer	PBS (pH 7.2) and 40% Glycerol

Product Description	
Host	Rabbit
Gene ID	151516
Gene Symbol	ASPRV1
Species	Human, Canine
Reactivity Notes	Canine reactivity reported in scientific literature (PMID: 28249031). Immunogen displays the following percentage of sequence identity for non-tested species: Mouse (80%).
Immunogen	This antibody was developed against a recombinant protein corresponding to amino acids: GKLLKKAQFLVANASAEAAIIGTDVLQDHNAILDFEHRTCTLKGKKFRLLPVGGSL LEDFDLELIEEDPSSEEGRQELSH

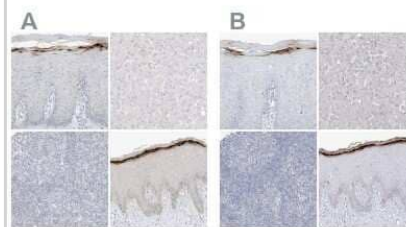
Product Application Details	
Applications	Immunohistochemistry-Paraffin, Immunocytochemistry/ Immunofluorescence, Immunohistochemistry
Recommended Dilutions	Immunohistochemistry 1:500 - 1:1000, Immunocytochemistry/ Immunofluorescence Reported in scientific literature (PMID 28249031)., Immunohistochemistry-Paraffin 1:500 - 1:1000
Application Notes	IHC-Paraffin, HIER pH 6 retrieval is recommended.

**Images**

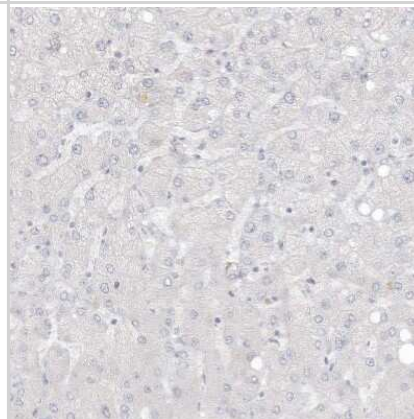
Immunohistochemistry-Paraffin: ASPRV1 Antibody [NBP2-33981] - Staining in human skin and liver tissues using NBP2-33981 antibody. Corresponding ASPRV1 RNA-seq data are presented for the same tissues.



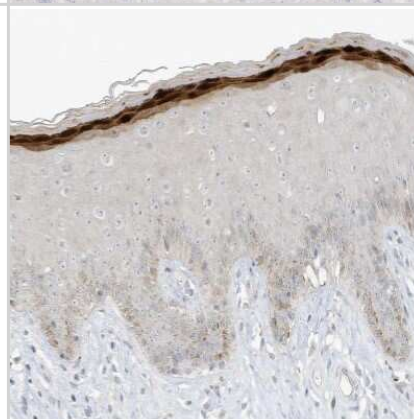
Immunohistochemistry-Paraffin: ASPRV1 Antibody [NBP2-33981] - Staining of human cervix, uterine, liver, lymphoid tissues and skin using Anti-ASPRV1 antibody NBP2-33981 (A) shows similar protein distribution across tissues to independent antibody NBP1-83570 (B).



Immunohistochemistry-Paraffin: ASPRV1 Antibody [NBP2-33981] - Staining of human liver shows no positivity in hepatocytes as expected.



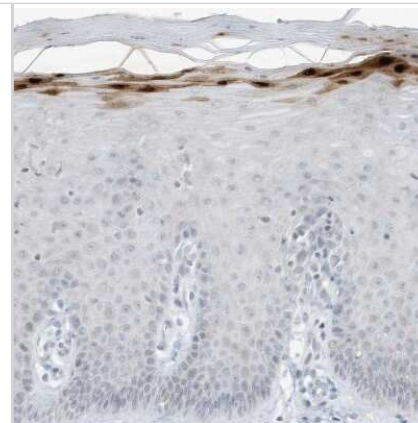
Immunohistochemistry-Paraffin: ASPRV1 Antibody [NBP2-33981] - Staining of human skin shows strong cytoplasmic positivity in keratinocytes.



Immunohistochemistry-Paraffin: ASPRV1 Antibody [NBP2-33981] - Staining of human tonsil shows no positivity in non-germinal center cells as expected.



Immunohistochemistry-Paraffin: ASPRV1 Antibody [NBP2-33981] - Staining of human uterine cervix shows moderate to strong cytoplasmic positivity in keratinocytes.



## Publications

Bauer A, Waluk DP, Galichet A et al. A de novo variant in the ASPRV1 gene in a dog with ichthyosis. PLoS Genet. 2017-03-01 [PMID: 28249031] (ICC/IF, Canine)



### **Novus Biologicals USA**

10730 E. Briarwood Avenue  
Centennial, CO 80112  
USA  
Phone: 303.730.1950  
Toll Free: 1.888.506.6887  
Fax: 303.730.1966  
nb-customerservice@bio-techne.com

### **Bio-Techne Canada**

21 Canmotor Ave  
Toronto, ON M8Z 4E6  
Canada  
Phone: 905.827.6400  
Toll Free: 855.668.8722  
Fax: 905.827.6402  
canada.inquires@bio-techne.com

### **Bio-Techne Ltd**

19 Barton Lane  
Abingdon Science Park  
Abingdon, OX14 3NB, United Kingdom  
Phone: (44) (0) 1235 529449  
Free Phone: 0800 37 34 15  
Fax: (44) (0) 1235 533420  
info.EMEA@bio-techne.com

### **General Contact Information**

www.novusbio.com  
Technical Support: nb-technical@bio-techne.com  
Orders: nb-customerservice@bio-techne.com  
General: novus@novusbio.com

### **Products Related to NBP2-33981**

---

NBP2-33981PEP	ASPRV1 Recombinant Protein Antigen
HAF008	Goat anti-Rabbit IgG Secondary Antibody [HRP]
NB7160	Goat anti-Rabbit IgG (H+L) Secondary Antibody [HRP]
NBP2-24891	Rabbit IgG Isotype Control

---

### **Limitations**

This product is for research use only and is not approved for use in humans or in clinical diagnosis. Primary Antibodies are guaranteed for 1 year from date of receipt.

For more information on our 100% guarantee, please visit [www.novusbio.com/guarantee](http://www.novusbio.com/guarantee)

Earn gift cards/discounts by submitting a review: [www.novusbio.com/reviews/submit/NBP2-33981](http://www.novusbio.com/reviews/submit/NBP2-33981)

Earn gift cards/discounts by submitting a publication using this product:  
[www.novusbio.com/publications](http://www.novusbio.com/publications)

