

Product Datasheet

Anillin Antibody - BSA Free

NBP2-33857

Unit Size: 0.1 ml

Store at 4C short term. Aliquot and store at -20C long term. Avoid freeze-thaw cycles.

www.novusbio.com



technical@novusbio.com

Publications: 2

Protocols, Publications, Related Products, Reviews, Research Tools and Images at:
www.novusbio.com/NBP2-33857

Updated 12/2/2025 v.20.1

Earn rewards for product
reviews and publications.

Submit a publication at www.novusbio.com/publications

Submit a review at www.novusbio.com/reviews/destination/NBP2-33857



NBP2-33857

Anillin Antibody - BSA Free

Product Information	
Unit Size	0.1 ml
Concentration	Concentrations vary lot to lot. See vial label for concentration. If unlisted please contact technical services.
Storage	Store at 4C short term. Aliquot and store at -20C long term. Avoid freeze-thaw cycles.
Clonality	Polyclonal
Preservative	0.02% Sodium Azide
Isotype	IgG
Purity	Affinity purified
Buffer	PBS (pH 7.2) and 40% Glycerol


Product Description	
Description	Novus Biologicals Rabbit Anillin Antibody - BSA Free (NBP2-33857) is a polyclonal antibody validated for use in IHC and WB. Anti-Anillin Antibody: Cited in 2 publications. All Novus Biologicals antibodies are covered by our 100% guarantee.
Host	Rabbit
Gene ID	54443
Gene Symbol	ANLN
Species	Human
Reactivity Notes	Reactivity reported in scientific literature (PMID: 21898641)
Immunogen	This antibody was developed against a recombinant protein corresponding to amino acids: IVKSTLSQTVPSKGELSREICLQSQSKDKSTTPGGTGIKPFLERFGERCQEHSK ESPARSTPHRTPPIITPNTKAIQERLFKQDTSSSTTHLAQQLKQERQKELACLRG RFDKGNISAEKGGNSKSKQLETQETH

Product Application Details	
Applications	Western Blot, Immunohistochemistry-Paraffin, Immunohistochemistry, Knockdown Validated
Recommended Dilutions	Western Blot 0.04-0.4 ug/ml, Immunohistochemistry 1:50 - 1:200, Immunohistochemistry-Paraffin 1:50 - 1:200, Knockdown Validated
Application Notes	For IHC-Paraffin, HIER pH 6 retrieval is recommended.

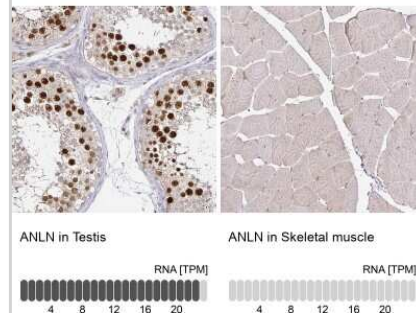


Images

Western Blot: Anillin Antibody [NBP2-33857] - Analysis in U-251MG cells transfected with control siRNA, target specific siRNA probe #1 and #2, using anti-ANLN antibody. Remaining relative intensity is presented. Loading control: anti-GAPDH.



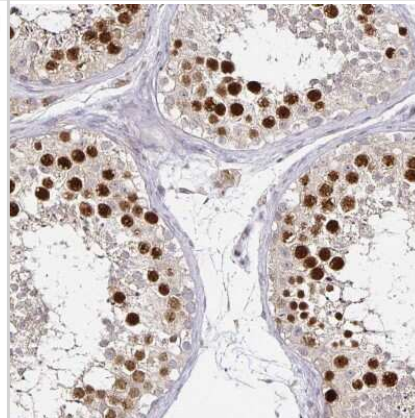
Immunohistochemistry-Paraffin: Anillin Antibody [NBP2-33857] - Staining in human testis and skeletal muscle tissues using anti-ANLN antibody. Corresponding ANLN RNA-seq data are presented for the same tissues.



Immunohistochemistry-Paraffin: Anillin Antibody [NBP2-33857] - Staining of human skeletal muscle shows low expression as expected.



Immunohistochemistry-Paraffin: Anillin Antibody [NBP2-33857] - Staining of human testis shows high expression.



Publications

O Leary PC, Penny SA, Dolan RT et al. Systematic antibody generation and validation via tissue microarray technology leading to identification of a novel protein prognostic panel in breast cancer. BMC Cancer 2013-04-02 [PMID: 23547718]

Hjelm B, Forsstrom B, Igel U et al. Generation of monospecific antibodies based on affinity capture of polyclonal antibodies. Protein Sci 2011-11-01 [PMID: 21898641]





Novus Biologicals USA

10730 E. Briarwood Avenue
Centennial, CO 80112
USA
Phone: 303.730.1950
Toll Free: 1.888.506.6887
Fax: 303.730.1966
nb-customerservice@bio-techne.com

Bio-Techne Canada

21 Canmotor Ave
Toronto, ON M8Z 4E6
Canada
Phone: 905.827.6400
Toll Free: 855.668.8722
Fax: 905.827.6402
canada.inquires@bio-techne.com

Bio-Techne Ltd

19 Barton Lane
Abingdon Science Park
Abingdon, OX14 3NB, United Kingdom
Phone: (44) (0) 1235 529449
Free Phone: 0800 37 34 15
Fax: (44) (0) 1235 533420
info.EMEA@bio-techne.com

General Contact Information

www.novusbio.com
Technical Support: nb-technical@bio-techne.com
Orders: nb-customerservice@bio-techne.com
General: novus@novusbio.com

Products Related to NBP2-33857

NBP2-33857PEP	Anillin Recombinant Protein Antigen
NBP2-33376H	Blue Marker Antibody (6F4-F6) [HRP]
HAF008	Goat anti-Rabbit IgG Secondary Antibody [HRP]
NB7160	Goat anti-Rabbit IgG (H+L) Secondary Antibody [HRP]
NBP2-24891	Rabbit IgG Isotype Control

Limitations

This product is for research use only and is not approved for use in humans or in clinical diagnosis. Primary Antibodies are guaranteed for 1 year from date of receipt.

For more information on our 100% guarantee, please visit www.novusbio.com/guarantee

Earn gift cards/discounts by submitting a review: www.novusbio.com/reviews/submit/NBP2-33857

Earn gift cards/discounts by submitting a publication using this product:
www.novusbio.com/publications

