

# Product Datasheet

## Ryanodine Receptor 1 Antibody - BSA Free NBP2-33785

Unit Size: 0.1 ml

Store at 4C short term. Aliquot and store at -20C long term. Avoid freeze-thaw cycles.

[www.novusbio.com](http://www.novusbio.com)



[technical@novusbio.com](mailto:technical@novusbio.com)

Protocols, Publications, Related Products, Reviews, Research Tools and Images at:  
[www.novusbio.com/NBP2-33785](http://www.novusbio.com/NBP2-33785)

Updated 3/4/2026 v.20.1

Earn rewards for product  
reviews and publications.

Submit a publication at [www.novusbio.com/publications](http://www.novusbio.com/publications)

Submit a review at [www.novusbio.com/reviews/destination/NBP2-33785](http://www.novusbio.com/reviews/destination/NBP2-33785)



**NBP2-33785**

## Ryanodine Receptor 1 Antibody - BSA Free

Product Information	
Unit Size	0.1 ml
Concentration	Concentrations vary lot to lot. See vial label for concentration. If unlisted please contact technical services.
Storage	Store at 4C short term. Aliquot and store at -20C long term. Avoid freeze-thaw cycles.
Clonality	Polyclonal
Preservative	0.02% Sodium Azide
Isotype	IgG
Purity	Affinity purified
Buffer	PBS (pH 7.2) and 40% Glycerol

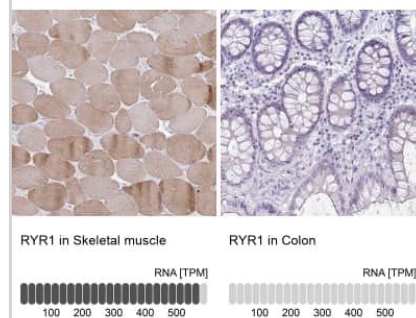
Product Description	
Host	Rabbit
Gene ID	6261
Gene Symbol	RYR1
Species	Human
Immunogen	This antibody was developed against a recombinant protein corresponding to amino acids: REFLHNNLHLQGKVEGSPSLRWQMALYRGVPGREEDADDPEKIVRRVQEVSA VLYYLDQTEHPYKSKK

Product Application Details	
Applications	Immunohistochemistry-Paraffin, Immunocytochemistry/ Immunofluorescence, Immunohistochemistry
Recommended Dilutions	Immunohistochemistry 1:50 - 1:200, Immunocytochemistry/ Immunofluorescence 0.25-2 ug/ml, Immunohistochemistry-Paraffin 1:50 - 1:200
Application Notes	For IHC-Paraffin, HIER pH 6 retrieval is recommended. ICC/IF Fixation Permeabilization: Use PFA/Triton X-100.

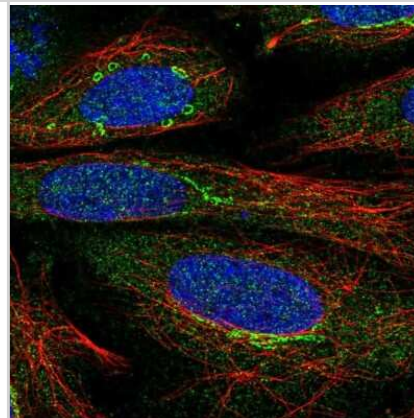


## Images

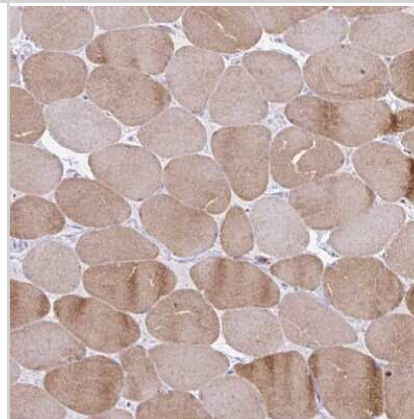
Immunohistochemistry-Paraffin: Ryanodine Receptor 1 Antibody [NBP2-33785] - Staining in human skeletal muscle and colon tissues using anti-RYR1 antibody. Corresponding RYR1 RNA-seq data are presented for the same tissues.



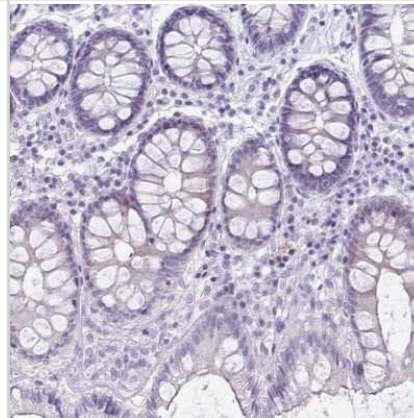
Immunocytochemistry/Immunofluorescence: Ryanodine Receptor 1 Antibody [NBP2-33785] - Staining of human cell line SiHa shows localization to cytosol & the Golgi apparatus. Antibody staining is shown in green.



Immunohistochemistry-Paraffin: Ryanodine Receptor 1 Antibody [NBP2-33785] - Staining of human skeletal muscle shows high expression.



Immunohistochemistry-Paraffin: Ryanodine Receptor 1 Antibody [NBP2-33785] - Staining of human colon shows low expression as expected.





### **Novus Biologicals USA**

10730 E. Briarwood Avenue  
Centennial, CO 80112  
USA  
Phone: 303.730.1950  
Toll Free: 1.888.506.6887  
Fax: 303.730.1966  
nb-customerservice@bio-techne.com

### **Bio-Techne Canada**

21 Canmotor Ave  
Toronto, ON M8Z 4E6  
Canada  
Phone: 905.827.6400  
Toll Free: 855.668.8722  
Fax: 905.827.6402  
canada.inquires@bio-techne.com

### **Bio-Techne Ltd**

19 Barton Lane  
Abingdon Science Park  
Abingdon, OX14 3NB, United Kingdom  
Phone: (44) (0) 1235 529449  
Free Phone: 0800 37 34 15  
Fax: (44) (0) 1235 533420  
info.EMEA@bio-techne.com

### **General Contact Information**

www.novusbio.com  
Technical Support: nb-technical@bio-techne.com  
Orders: nb-customerservice@bio-techne.com  
General: novus@novusbio.com

### **Products Related to NBP2-33785**

---

NBP2-33785PEP	Ryanodine Receptor 1 Recombinant Protein Antigen
HAF008	Goat anti-Rabbit IgG Secondary Antibody [HRP]
NB7160	Goat anti-Rabbit IgG (H+L) Secondary Antibody [HRP]
NBP2-24891	Rabbit IgG Isotype Control

---

### **Limitations**

This product is for research use only and is not approved for use in humans or in clinical diagnosis. Primary Antibodies are guaranteed for 1 year from date of receipt.

For more information on our 100% guarantee, please visit [www.novusbio.com/guarantee](http://www.novusbio.com/guarantee)

Earn gift cards/discounts by submitting a review: [www.novusbio.com/reviews/submit/NBP2-33785](http://www.novusbio.com/reviews/submit/NBP2-33785)

Earn gift cards/discounts by submitting a publication using this product:  
[www.novusbio.com/publications](http://www.novusbio.com/publications)

