

# Product Datasheet

## Galanin Antibody - BSA Free

### NBP2-33582

Unit Size: 0.1 ml

Store at 4C short term. Aliquot and store at -20C long term. Avoid freeze-thaw cycles.

[www.novusbio.com](http://www.novusbio.com)



[technical@novusbio.com](mailto:technical@novusbio.com)

**Reviews: 1 Publications: 2**

Protocols, Publications, Related Products, Reviews, Research Tools and Images at:  
[www.novusbio.com/NBP2-33582](http://www.novusbio.com/NBP2-33582)

Updated 12/2/2025 v.20.1

Earn rewards for product  
reviews and publications.

Submit a publication at [www.novusbio.com/publications](http://www.novusbio.com/publications)

Submit a review at [www.novusbio.com/reviews/destination/NBP2-33582](http://www.novusbio.com/reviews/destination/NBP2-33582)



**NBP2-33582**

Galanin Antibody - BSA Free

Product Information	
Unit Size	0.1 ml
Concentration	Concentrations vary lot to lot. See vial label for concentration. If unlisted please contact technical services.
Storage	Store at 4C short term. Aliquot and store at -20C long term. Avoid freeze-thaw cycles.
Clonality	Polyclonal
Preservative	0.02% Sodium Azide
Isotype	IgG
Purity	Affinity purified
Buffer	PBS (pH 7.2) and 40% Glycerol

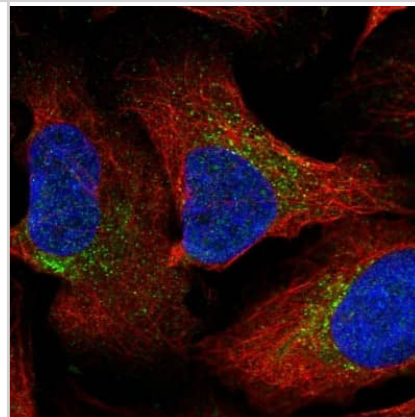
Product Description	
Description	Novus Biologicals Rabbit Galanin Antibody - BSA Free (NBP2-33582) is a polyclonal antibody validated for use in IHC and ICC/IF. Anti-Galanin Antibody: Cited in 2 publications. All Novus Biologicals antibodies are covered by our 100% guarantee.
Host	Rabbit
Gene ID	51083
Gene Symbol	GAL
Species	Human, Monkey
Reactivity Notes	Reactivity in monkey reported in scientific literature (PMID: 2967776).
Immunogen	This antibody was developed against a recombinant protein corresponding to amino acids: GPHAVGNHRFSFSDKNGLTSKRELRPEDDMKPGSFDRSIPENNIMRTIIEFLSFL HLKEAGALDRLLDLPAAASSEDIERS

Product Application Details	
Applications	Immunohistochemistry-Paraffin, Immunocytochemistry/ Immunofluorescence, Immunohistochemistry
Recommended Dilutions	Immunohistochemistry 1:1000 - 1:2500, Immunocytochemistry/ Immunofluorescence 0.25-2 ug/ml, Immunohistochemistry-Paraffin 1:1000 - 1:2500
Application Notes	For IHC-Paraffin, HIER pH 6 retrieval is recommended. ICC/IF Fixation Permeabilization: Use PFA/Triton X-100.

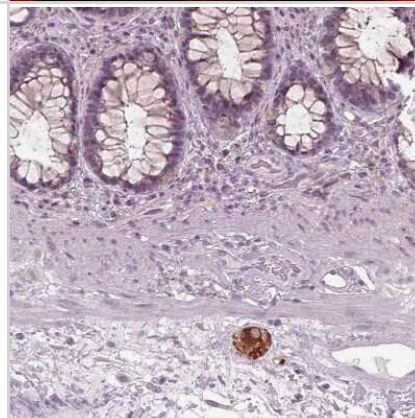


**Images**

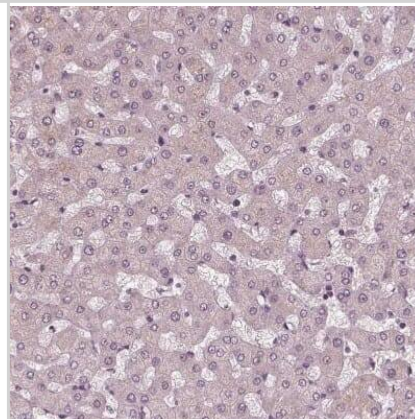
Immunocytochemistry/Immunofluorescence: Galanin Antibody [NBP2-33582] - Staining of human cell line U-2 OS shows localization to vesicles. Antibody staining is shown in green.



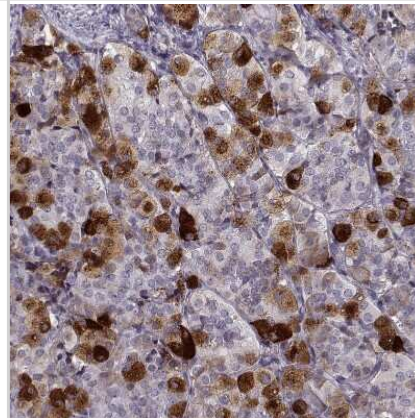
Immunohistochemistry-Paraffin: Galanin Antibody [NBP2-33582] - Staining of human rectum shows moderate cytoplasmic positivity in peripheral nerve / ganglion.



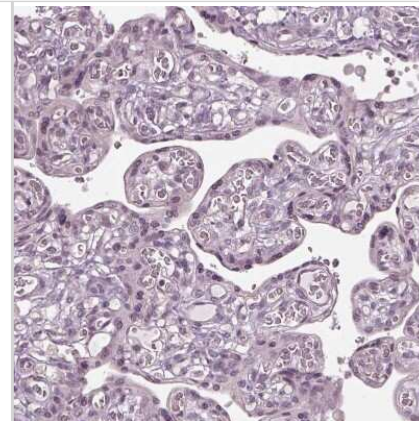
Immunohistochemistry-Paraffin: Galanin Antibody [NBP2-33582] - Staining of human liver shows no positivity in hepatocytes as expected.



Immunohistochemistry-Paraffin: Galanin Antibody [NBP2-33582] - Staining of human pituitary gland shows moderate to strong cytoplasmic positivity in endocrine glandular cells.



Immunohistochemistry-Paraffin: Galanin Antibody [NBP2-33582] - Staining of human placenta shows no positivity in trophoblastic cells as expected.



## Publications

Ananya G and C B Ganesh Organization of the galaninergic neuronal system in the brain of the gecko *Hemidactylus frenatus* *Neuropeptides* 2023-02-01 [PMID: 36459764] (IHC-Fr, Reptile)

### Details:

Species is specifically *H. frenatus*, or the adult house gecko.

Ferrin J, Ebersole JL, Kirakodu S et al. Gene expression analysis of neuropeptides in oral mucosa during periodontal disease in nonhuman primates. *J. Periodontol.* 2018-04-20 [PMID: 29676776] (Monkey)



### **Novus Biologicals USA**

10730 E. Briarwood Avenue  
Centennial, CO 80112  
USA  
Phone: 303.730.1950  
Toll Free: 1.888.506.6887  
Fax: 303.730.1966  
nb-customerservice@bio-techne.com

### **Bio-Techne Canada**

21 Canmotor Ave  
Toronto, ON M8Z 4E6  
Canada  
Phone: 905.827.6400  
Toll Free: 855.668.8722  
Fax: 905.827.6402  
canada.inquires@bio-techne.com

### **Bio-Techne Ltd**

19 Barton Lane  
Abingdon Science Park  
Abingdon, OX14 3NB, United Kingdom  
Phone: (44) (0) 1235 529449  
Free Phone: 0800 37 34 15  
Fax: (44) (0) 1235 533420  
info.EMEA@bio-techne.com

### **General Contact Information**

www.novusbio.com  
Technical Support: nb-technical@bio-techne.com  
Orders: nb-customerservice@bio-techne.com  
General: novus@novusbio.com

### **Products Related to NBP2-33582**

---

NBP2-33582PEP	Galanin Recombinant Protein Antigen
HAF008	Goat anti-Rabbit IgG Secondary Antibody [HRP]
NB7160	Goat anti-Rabbit IgG (H+L) Secondary Antibody [HRP]
NBP2-24891	Rabbit IgG Isotype Control

---

### **Limitations**

This product is for research use only and is not approved for use in humans or in clinical diagnosis. Primary Antibodies are guaranteed for 1 year from date of receipt.

For more information on our 100% guarantee, please visit [www.novusbio.com/guarantee](http://www.novusbio.com/guarantee)

Earn gift cards/discounts by submitting a review: [www.novusbio.com/reviews/submit/NBP2-33582](http://www.novusbio.com/reviews/submit/NBP2-33582)

Earn gift cards/discounts by submitting a publication using this product:  
[www.novusbio.com/publications](http://www.novusbio.com/publications)

