

Product Datasheet

SLC5A5/Sodium Iodide Symporter Antibody - BSA Free NBP2-33547

Unit Size: 0.1 ml

Store at 4C short term. Aliquot and store at -20C long term. Avoid freeze-thaw cycles.

www.novusbio.com



technical@novusbio.com

Reviews: 1

Protocols, Publications, Related Products, Reviews, Research Tools and Images at:
www.novusbio.com/NBP2-33547

Updated 1/5/2026 v.20.1

**Earn rewards for product
reviews and publications.**

Submit a publication at www.novusbio.com/publications

Submit a review at www.novusbio.com/reviews/destination/NBP2-33547



NBP2-33547**SLC5A5/Sodium Iodide Symporter Antibody - BSA Free**

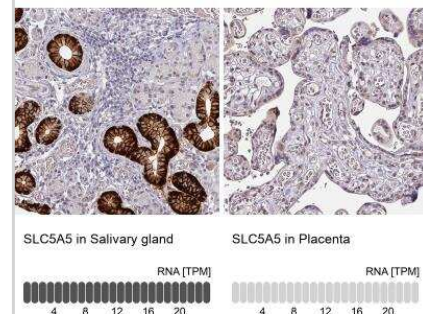
Product Information	
Unit Size	0.1 ml
Concentration	Concentrations vary lot to lot. See vial label for concentration. If unlisted please contact technical services.
Storage	Store at 4C short term. Aliquot and store at -20C long term. Avoid freeze-thaw cycles.
Clonality	Polyclonal
Preservative	0.02% Sodium Azide
Isotype	IgG
Purity	Affinity purified
Buffer	PBS (pH 7.2) and 40% Glycerol

Product Description	
Description	Novus Biologicals Rabbit SLC5A5/Sodium Iodide Symporter Antibody - BSA Free (NBP2-33547) is a polyclonal antibody validated for use in IHC. All Novus Biologicals antibodies are covered by our 100% guarantee.
Host	Rabbit
Gene ID	6528
Gene Symbol	SLC5A5
Species	Human, Rat
Reactivity Notes	Rat reactivity reported from a verified customer review.
Immunogen	This antibody was developed against a recombinant protein corresponding to amino acids: PTKRSTLAPGLLWWDLARQTASVAPKEEVAILDDNLVKGPEELPTGNKKPPGF LPTNEDRLFFLGQKELEGAGSWTPCVGHGGRDQQETNL

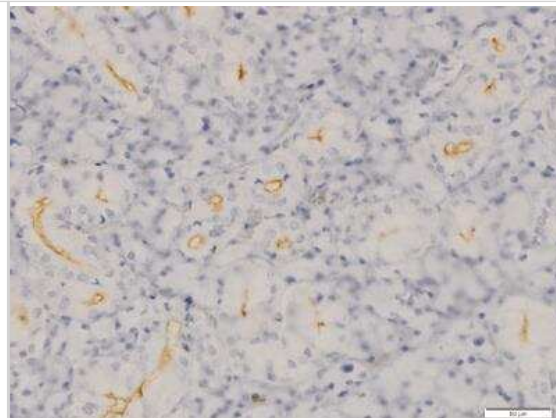
Product Application Details	
Applications	Immunohistochemistry-Paraffin, Immunohistochemistry
Recommended Dilutions	Immunohistochemistry 1:500 - 1:1000, Immunohistochemistry-Paraffin 1:500 - 1:1000
Application Notes	IHC-Paraffin, HIER pH 6 retrieval is recommended.

Images

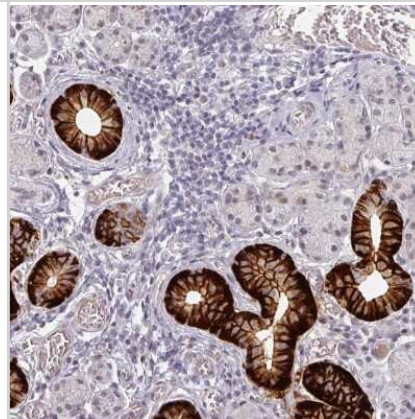
Immunohistochemistry-Paraffin: SLC5A5/Sodium Iodide Symporter Antibody [NBP2-33547] - Analysis in human salivary gland and placenta tissues using HPA049055 antibody. Corresponding SLC5A5 RNA-seq data are presented for the same tissues.



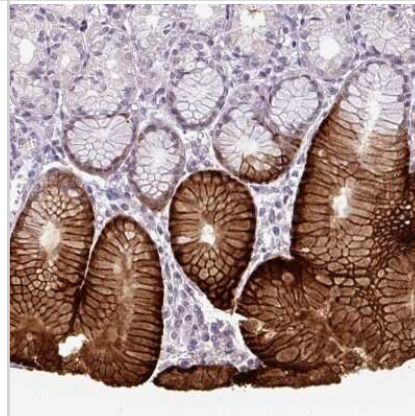
Immunohistochemistry-Paraffin: SLC5A5/Sodium Iodide Symporter Antibody [NBP2-33547] - Staining in rat salivary gland. Image from a verified customer review.



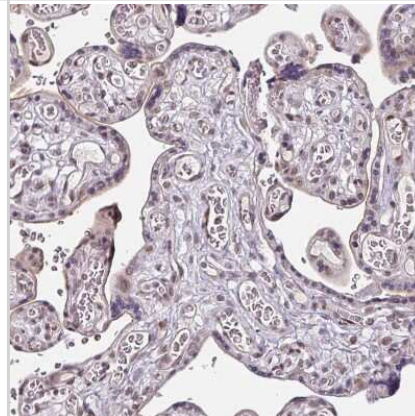
Immunohistochemistry-Paraffin: SLC5A5/Sodium Iodide Symporter Antibody [NBP2-33547] - Staining of human salivary gland shows membranous positivity in ductal cells.



Immunohistochemistry-Paraffin: SLC5A5/Sodium Iodide Symporter Antibody [NBP2-33547] - Staining of human stomach shows strong cytoplasmic positivity in glandular cells.



Immunohistochemistry-Paraffin: SLC5A5/Sodium Iodide Symporter Antibody [NBP2-33547] - Staining of human placenta shows no positivity in trophoblastic cells.





Novus Biologicals USA

10730 E. Briarwood Avenue
Centennial, CO 80112
USA
Phone: 303.730.1950
Toll Free: 1.888.506.6887
Fax: 303.730.1966
nb-customerservice@bio-techne.com

Bio-Techne Canada

21 Canmotor Ave
Toronto, ON M8Z 4E6
Canada
Phone: 905.827.6400
Toll Free: 855.668.8722
Fax: 905.827.6402
canada.inquires@bio-techne.com

Bio-Techne Ltd

19 Barton Lane
Abingdon Science Park
Abingdon, OX14 3NB, United Kingdom
Phone: (44) (0) 1235 529449
Free Phone: 0800 37 34 15
Fax: (44) (0) 1235 533420
info.EMEA@bio-techne.com

General Contact Information

www.novusbio.com
Technical Support: nb-technical@bio-techne.com
Orders: nb-customerservice@bio-techne.com
General: novus@novusbio.com

Products Related to NBP2-33547

NBP2-33547PEP	SLC5A5/Sodium Iodide Symporter Recombinant Protein Antigen
HAF008	Goat anti-Rabbit IgG Secondary Antibody [HRP]
NB7160	Goat anti-Rabbit IgG (H+L) Secondary Antibody [HRP]
NBP2-24891	Rabbit IgG Isotype Control

Limitations

This product is for research use only and is not approved for use in humans or in clinical diagnosis. Primary Antibodies are guaranteed for 1 year from date of receipt.

For more information on our 100% guarantee, please visit www.novusbio.com/guarantee

Earn gift cards/discounts by submitting a review: www.novusbio.com/reviews/submit/NBP2-33547

Earn gift cards/discounts by submitting a publication using this product:
www.novusbio.com/publications

