

Product Datasheet

FAIM2 Antibody - BSA Free

NBP2-33537

Unit Size: 0.1 ml

Store at 4C short term. Aliquot and store at -20C long term. Avoid freeze-thaw cycles.

www.novusbio.com



technical@novusbio.com

Protocols, Publications, Related Products, Reviews, Research Tools and Images at:
www.novusbio.com/NBP2-33537

Updated 12/2/2025 v.20.1

Earn rewards for product
reviews and publications.

Submit a publication at www.novusbio.com/publications

Submit a review at www.novusbio.com/reviews/destination/NBP2-33537



NBP2-33537

FAIM2 Antibody - BSA Free

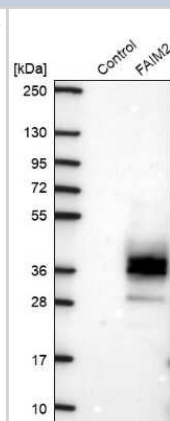
| Product Information | |
|----------------------|--|
| Unit Size | 0.1 ml |
| Concentration | Concentrations vary lot to lot. See vial label for concentration. If unlisted please contact technical services. |
| Storage | Store at 4C short term. Aliquot and store at -20C long term. Avoid freeze-thaw cycles. |
| Clonality | Polyclonal |
| Preservative | 0.02% Sodium Azide |
| Isotype | IgG |
| Purity | Affinity purified |
| Buffer | PBS (pH 7.2) and 40% Glycerol |

| Product Description | |
|-------------------------|---|
| Description | Novus Biologicals Rabbit FAIM2 Antibody - BSA Free (NBP2-33537) is a polyclonal antibody validated for use in IHC and WB. All Novus Biologicals antibodies are covered by our 100% guarantee. |
| Host | Rabbit |
| Gene ID | 23017 |
| Gene Symbol | FAIM2 |
| Species | Human |
| Reactivity Notes | Immunogen displays the following percentage of sequence identity for non-tested species: Mouse (82%), Rat (82%) |
| Immunogen | This antibody was developed against a recombinant protein corresponding to amino acids: PTAVPLHPSWAYVDPSSSSSYDNGFPTGDHELFTTFSWDDQKVRRVFVRKV |

| Product Application Details | |
|------------------------------|--|
| Applications | Western Blot, Immunohistochemistry-Paraffin, Immunohistochemistry |
| Recommended Dilutions | Western Blot 0.04-0.4 ug/ml, Immunohistochemistry 1:20 - 1:50, Immunohistochemistry-Paraffin 1:20 - 1:50 |
| Application Notes | For IHC-Paraffin, HIER pH 6 retrieval is recommended. |

Images

Western Blot: FAIM2 Antibody [NBP2-33537] - Analysis in control (vector only transfected HEK293T lysate) and FAIM2 over-expression lysate (Co-expressed with a C-terminal myc-DDK tag (3.1 kDa) in mammalian HEK293T cells).



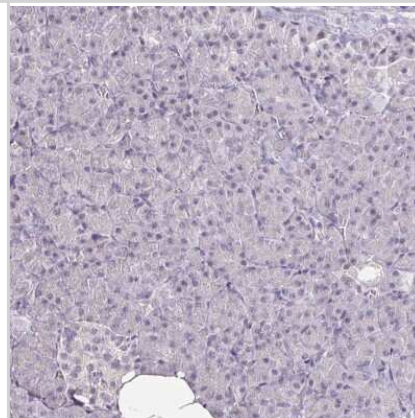
Immunohistochemistry-Paraffin: FAIM2 Antibody [NBP2-33537] - Staining of human lymph node.



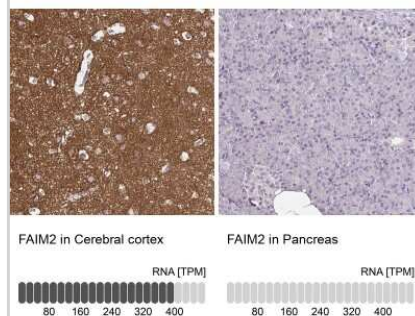
Immunohistochemistry-Paraffin: FAIM2 Antibody [NBP2-33537] - Staining of human cerebral cortex shows high expression.



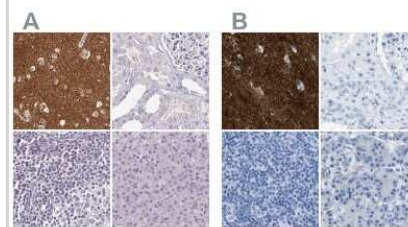
Immunohistochemistry-Paraffin: FAIM2 Antibody [NBP2-33537] - Staining of human pancreas shows low expression as expected.



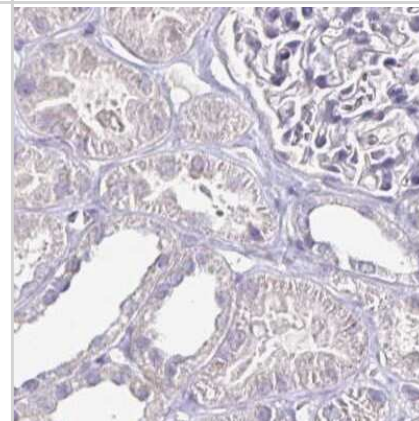
Immunohistochemistry-Paraffin: FAIM2 Antibody [NBP2-33537] - Staining in human cerebral cortex and pancreas tissues using anti-FAIM2 antibody. Corresponding FAIM2 RNA-seq data are presented for the same tissues.



Immunohistochemistry-Paraffin: FAIM2 Antibody [NBP2-33537] - Staining of human cerebral cortex, kidney, lymph node and pancreas using Anti-FAIM2 antibody NBP2-33537 (A) shows similar protein distribution across tissues to independent antibody NBP1-81456 (B).



Immunohistochemistry-Paraffin: FAIM2 Antibody [NBP2-33537] - Staining of human kidney.





Novus Biologicals USA

10730 E. Briarwood Avenue
Centennial, CO 80112
USA
Phone: 303.730.1950
Toll Free: 1.888.506.6887
Fax: 303.730.1966
nb-customerservice@bio-techne.com

Bio-Techne Canada

21 Canmotor Ave
Toronto, ON M8Z 4E6
Canada
Phone: 905.827.6400
Toll Free: 855.668.8722
Fax: 905.827.6402
canada.inquires@bio-techne.com

Bio-Techne Ltd

19 Barton Lane
Abingdon Science Park
Abingdon, OX14 3NB, United Kingdom
Phone: (44) (0) 1235 529449
Free Phone: 0800 37 34 15
Fax: (44) (0) 1235 533420
info.EMEA@bio-techne.com

General Contact Information

www.novusbio.com
Technical Support: nb-technical@bio-techne.com
Orders: nb-customerservice@bio-techne.com
General: novus@novusbio.com

Products Related to NBP2-33537

| | |
|---------------|---|
| NBP2-33537PEP | FAIM2 Recombinant Protein Antigen |
| NBP2-33376H | Blue Marker Antibody (6F4-F6) [HRP] |
| HAF008 | Goat anti-Rabbit IgG Secondary Antibody [HRP] |
| NB7160 | Goat anti-Rabbit IgG (H+L) Secondary Antibody [HRP] |
| NBP2-24891 | Rabbit IgG Isotype Control |

Limitations

This product is for research use only and is not approved for use in humans or in clinical diagnosis. Primary Antibodies are guaranteed for 1 year from date of receipt.

For more information on our 100% guarantee, please visit www.novusbio.com/guarantee

Earn gift cards/discounts by submitting a review: www.novusbio.com/reviews/submit/NBP2-33537

Earn gift cards/discounts by submitting a publication using this product:
www.novusbio.com/publications

