

Product Datasheet

Melan-A/MART-1 Antibody - BSA Free NBP2-33535

Unit Size: 0.1 ml

Store at 4C short term. Aliquot and store at -20C long term. Avoid freeze-thaw cycles.

www.novusbio.com



technical@novusbio.com

Protocols, Publications, Related Products, Reviews, Research Tools and Images at:
www.novusbio.com/NBP2-33535

Updated 12/2/2025 v.20.1

Earn rewards for product
reviews and publications.

Submit a publication at www.novusbio.com/publications

Submit a review at www.novusbio.com/reviews/destination/NBP2-33535



NBP2-33535

Melan-A/MART-1 Antibody - BSA Free

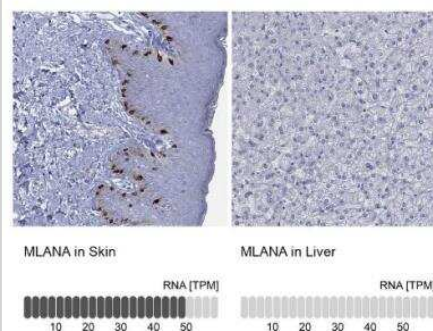
Product Information	
Unit Size	0.1 ml
Concentration	Concentrations vary lot to lot. See vial label for concentration. If unlisted please contact technical services.
Storage	Store at 4C short term. Aliquot and store at -20C long term. Avoid freeze-thaw cycles.
Clonality	Polyclonal
Preservative	0.02% Sodium Azide
Isotype	IgG
Purity	Affinity purified
Buffer	PBS (pH 7.2) and 40% Glycerol

Product Description	
Description	Novus Biologicals Rabbit Melan-A/MART-1 Antibody - BSA Free (NBP2-33535) is a polyclonal antibody validated for use in IHC, WB and Simple Western. All Novus Biologicals antibodies are covered by our 100% guarantee.
Host	Rabbit
Gene ID	2315
Gene Symbol	MLANA
Species	Human
Immunogen	This antibody was developed against a recombinant protein corresponding to amino acids: RRRNGYRALMDKSLHVGTCALTRRCPQEGFDHRDSKVSLEKNCPEVVPN APPAYEKLSAEQSPPPYSP

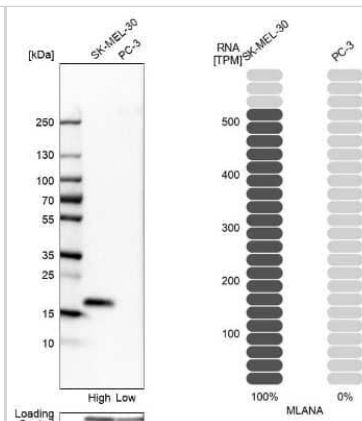
Product Application Details	
Applications	Western Blot, Simple Western, Immunohistochemistry-Paraffin, Immunohistochemistry
Recommended Dilutions	Western Blot 0.04-0.4 ug/ml, Simple Western 1:100, Immunohistochemistry 1:1000 - 1:2500, Immunohistochemistry-Paraffin 1:1000 - 1:2500
Application Notes	For IHC-Paraffin, HIER pH 6 retrieval is recommended. See Simple Western Antibody Database for Simple Western validation: Sk-Mel-28 lysate as sample; separated by size; antibody dilution of 1:100; observed molecular weight was 23 kDa; matrix was 12-230 kDa; detected by Chemiluminescence.

Images

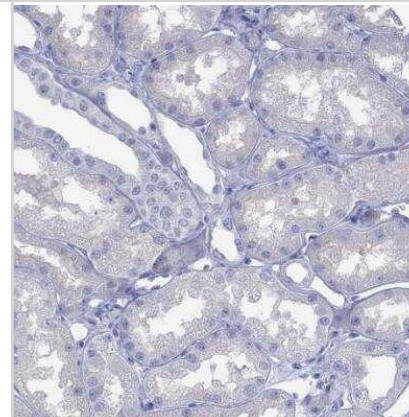
Immunohistochemistry-Paraffin: Melan-A/MART-1 Antibody [NBP2-33535] - Analysis in human skin and liver tissues using HPA048662 antibody. Corresponding MLANA RNA-seq data are presented for the same tissues



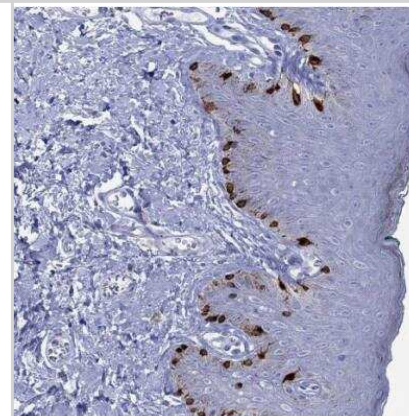
Western Blot: Melan-A/MART-1 Antibody [NBP2-33535] - Analysis in human cell lines SK-MEL-30 and PC-3 using anti-MLANA antibody. Corresponding MLANA RNA-seq data are presented for the same cell lines. Loading control: anti-GAPDH.



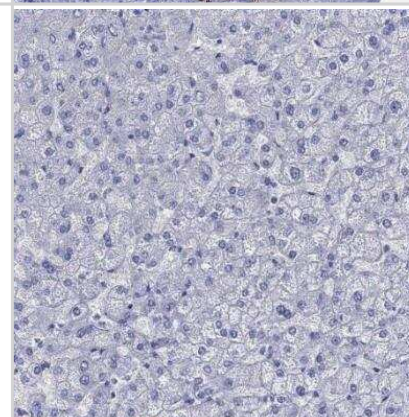
Immunohistochemistry-Paraffin: Melan-A/MART-1 Antibody [NBP2-33535] - Staining of human kidney shows no positivity in cells in tubules as expected.



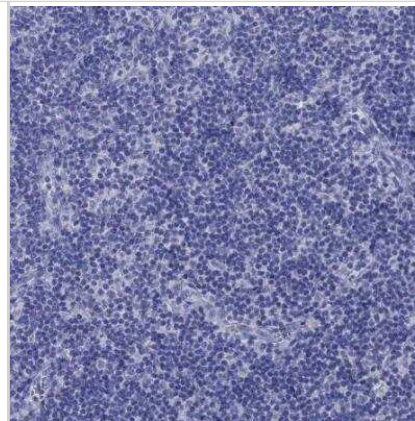
Immunohistochemistry-Paraffin: Melan-A/MART-1 Antibody [NBP2-33535] - Staining of human skin shows strong cytoplasmic positivity in melanocytes.



Immunohistochemistry-Paraffin: Melan-A/MART-1 Antibody [NBP2-33535] - Staining of human liver shows no positivity in hepatocytes as expected.



Immunohistochemistry-Paraffin: Melan-A/MART-1 Antibody [NBP2-33535] - Staining of human lymph node shows no positivity in non-germinal center cells as expected.





Novus Biologicals USA

10730 E. Briarwood Avenue
Centennial, CO 80112
USA
Phone: 303.730.1950
Toll Free: 1.888.506.6887
Fax: 303.730.1966
nb-customerservice@bio-techne.com

Bio-Techne Canada

21 Canmotor Ave
Toronto, ON M8Z 4E6
Canada
Phone: 905.827.6400
Toll Free: 855.668.8722
Fax: 905.827.6402
canada.inquires@bio-techne.com

Bio-Techne Ltd

19 Barton Lane
Abingdon Science Park
Abingdon, OX14 3NB, United Kingdom
Phone: (44) (0) 1235 529449
Free Phone: 0800 37 34 15
Fax: (44) (0) 1235 533420
info.EMEA@bio-techne.com

General Contact Information

www.novusbio.com
Technical Support: nb-technical@bio-techne.com
Orders: nb-customerservice@bio-techne.com
General: novus@novusbio.com

Products Related to NBP2-33535

NBP2-33535PEP	Melan-A/MART-1 Recombinant Protein Antigen
NBP2-33376H	Blue Marker Antibody (6F4-F6) [HRP]
HAF008	Goat anti-Rabbit IgG Secondary Antibody [HRP]
NB7160	Goat anti-Rabbit IgG (H+L) Secondary Antibody [HRP]
NBP2-24891	Rabbit IgG Isotype Control

Limitations

This product is for research use only and is not approved for use in humans or in clinical diagnosis. Primary Antibodies are guaranteed for 1 year from date of receipt.

For more information on our 100% guarantee, please visit www.novusbio.com/guarantee

Earn gift cards/discounts by submitting a review: www.novusbio.com/reviews/submit/NBP2-33535

Earn gift cards/discounts by submitting a publication using this product:
www.novusbio.com/publications

