

Product Datasheet

Neuropeptide Y Antibody - BSA Free NBP2-33423

Unit Size: 0.1 ml

Store at 4C short term. Aliquot and store at -20C long term. Avoid freeze-thaw cycles.

www.novusbio.com



technical@novusbio.com

Publications: 1

Protocols, Publications, Related Products, Reviews, Research Tools and Images at:
www.novusbio.com/NBP2-33423

Updated 12/2/2025 v.20.1

Earn rewards for product
reviews and publications.

Submit a publication at www.novusbio.com/publications

Submit a review at www.novusbio.com/reviews/destination/NBP2-33423



NBP2-33423

Neuropeptide Y Antibody - BSA Free

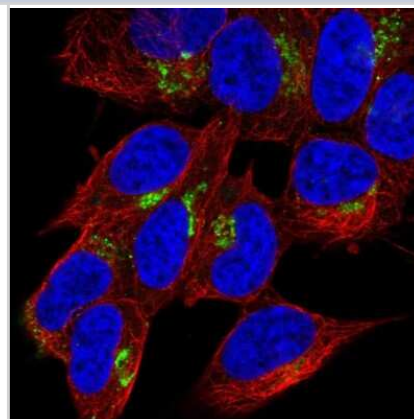
Product Information	
Unit Size	0.1 ml
Concentration	Concentrations vary lot to lot. See vial label for concentration. If unlisted please contact technical services.
Storage	Store at 4C short term. Aliquot and store at -20C long term. Avoid freeze-thaw cycles.
Clonality	Polyclonal
Preservative	0.02% Sodium Azide
Isotype	IgG
Purity	Affinity purified
Buffer	PBS (pH 7.2) and 40% Glycerol

Product Description	
Description	Novus Biologicals Rabbit Neuropeptide Y Antibody - BSA Free (NBP2-33423) is a polyclonal antibody validated for use in IHC and ICC/IF. Anti-Neuropeptide Y Antibody: Cited in 1 publication. All Novus Biologicals antibodies are covered by our 100% guarantee.
Host	Rabbit
Gene ID	4852
Gene Symbol	NPY
Species	Human, Mouse
Reactivity Notes	Mouse reactivity reported in scientific literature (PMID: 26631939).
Immunogen	This antibody was developed against a recombinant protein corresponding to amino acids: KRSSPETLISDLLMRESTENVPRTLRLEDPA

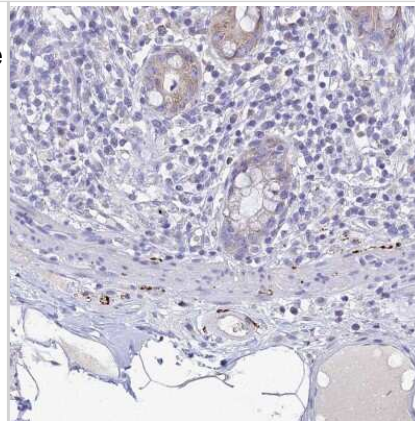
Product Application Details	
Applications	Immunohistochemistry-Paraffin, Immunocytochemistry/ Immunofluorescence, Immunohistochemistry
Recommended Dilutions	Immunohistochemistry 1:200 - 1:500, Immunocytochemistry/ Immunofluorescence 0.25-2 ug/ml, Immunohistochemistry-Paraffin 1:200 - 1:500
Application Notes	For IHC-Paraffin, HIER pH 6 retrieval is recommended. ICC/IF Fixation Permeabilization: Use PFA/Triton X-100.

Images

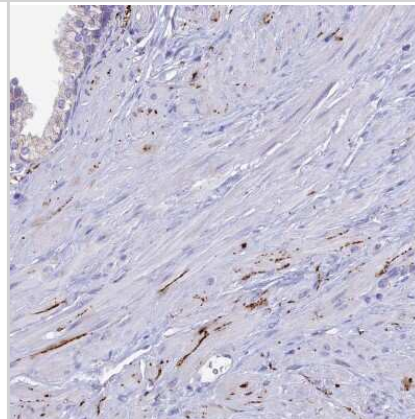
Immunocytochemistry/Immunofluorescence: Neuropeptide Y Antibody [NBP2-33423] - Staining of human cell line SH-SY5Y shows localization to the Golgi apparatus. Antibody staining is shown in green.



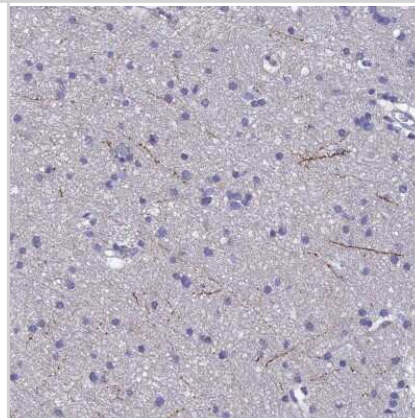
Immunohistochemistry-Paraffin: Neuropeptide Y Antibody [NBP2-33423]
- Staining of human rectum shows moderate positivity in peripheral nerve / ganglion.



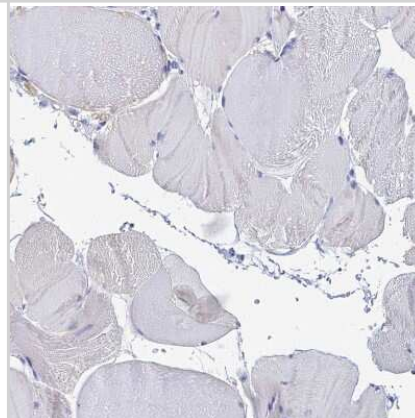
Immunohistochemistry-Paraffin: Neuropeptide Y Antibody [NBP2-33423]
- Staining of human prostate shows strong positivity in peripheral nerve.



Immunohistochemistry-Paraffin: Neuropeptide Y Antibody [NBP2-33423]
- Staining of human cerebral cortex shows moderate positivity in neuronal processes.



Immunohistochemistry-Paraffin: Neuropeptide Y Antibody [NBP2-33423]
- Staining of human skeletal muscle shows no positivity in myocytes as expected.



Publications

Jimenez-Mateos EM, Arribas-Blazquez M, Sanz-Rodriguez A et al. microRNA targeting of the P2X7 purinoceptor opposes a contralateral epileptogenic focus in the hippocampus. Sci Rep 2015-12-03 [PMID: 26631939] (ICC/IF, Mouse)



Novus Biologicals USA

10730 E. Briarwood Avenue
Centennial, CO 80112
USA
Phone: 303.730.1950
Toll Free: 1.888.506.6887
Fax: 303.730.1966
nb-customerservice@bio-techne.com

Bio-Techne Canada

21 Canmotor Ave
Toronto, ON M8Z 4E6
Canada
Phone: 905.827.6400
Toll Free: 855.668.8722
Fax: 905.827.6402
canada.inquires@bio-techne.com

Bio-Techne Ltd

19 Barton Lane
Abingdon Science Park
Abingdon, OX14 3NB, United Kingdom
Phone: (44) (0) 1235 529449
Free Phone: 0800 37 34 15
Fax: (44) (0) 1235 533420
info.EMEA@bio-techne.com

General Contact Information

www.novusbio.com
Technical Support: nb-technical@bio-techne.com
Orders: nb-customerservice@bio-techne.com
General: novus@novusbio.com

Products Related to NBP2-33423

NBP2-33423PEP	Neuropeptide Y Recombinant Protein Antigen
HAF008	Goat anti-Rabbit IgG Secondary Antibody [HRP]
NB7160	Goat anti-Rabbit IgG (H+L) Secondary Antibody [HRP]
NBP2-24891	Rabbit IgG Isotype Control

Limitations

This product is for research use only and is not approved for use in humans or in clinical diagnosis. Primary Antibodies are guaranteed for 1 year from date of receipt.

For more information on our 100% guarantee, please visit www.novusbio.com/guarantee

Earn gift cards/discounts by submitting a review: www.novusbio.com/reviews/submit/NBP2-33423

Earn gift cards/discounts by submitting a publication using this product:
www.novusbio.com/publications

