

# Product Datasheet

## Caspase-14 Antibody (70A1426) - Azide and BSA Free NBP2-33245

Unit Size: 0.1 ml

Store at -20C. Avoid freeze-thaw cycles.

[www.novusbio.com](http://www.novusbio.com)



[technical@novusbio.com](mailto:technical@novusbio.com)

Protocols, Publications, Related Products, Reviews, Research Tools and Images at:  
[www.novusbio.com/NBP2-33245](http://www.novusbio.com/NBP2-33245)

Updated 9/9/2025 v.20.1

Earn rewards for product  
reviews and publications.

Submit a publication at [www.novusbio.com/publications](http://www.novusbio.com/publications)

Submit a review at [www.novusbio.com/reviews/destination/NBP2-33245](http://www.novusbio.com/reviews/destination/NBP2-33245)



**NBP2-33245****Caspase-14 Antibody (70A1426) - Azide and BSA Free**

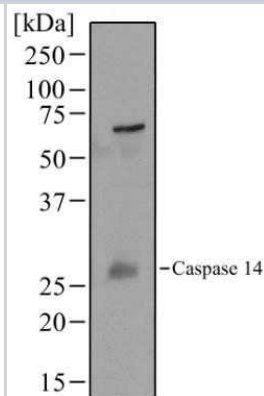
<b>Product Information</b>	
<b>Unit Size</b>	0.1 ml
<b>Concentration</b>	This product is unpurified. The exact concentration of antibody is not quantifiable.
<b>Storage</b>	Store at -20C. Avoid freeze-thaw cycles.
<b>Clonality</b>	Monoclonal
<b>Clone</b>	70A1426
<b>Preservative</b>	No Preservative
<b>Isotype</b>	IgG1 Kappa
<b>Purity</b>	Unpurified
<b>Buffer</b>	Ascites with PBS - BSA free

<b>Product Description</b>	
<b>Description</b>	Novus Biologicals Mouse Caspase-14 Antibody (70A1426) - Azide and BSA Free (NB100-56718) is a monoclonal antibody validated for use in WB and Flow. All Novus Biologicals antibodies are covered by our 100% guarantee.
<b>Host</b>	Mouse
<b>Gene ID</b>	23581
<b>Gene Symbol</b>	CASP14
<b>Species</b>	Human, Mouse
<b>Immunogen</b>	This antibody was raised against a synthetic peptide corresponding to amino acids 2-18 of mouse Caspase-14.

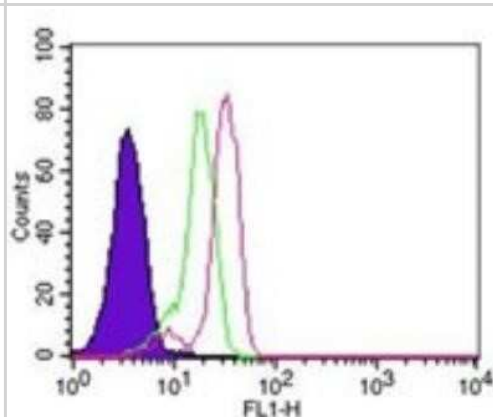
<b>Product Application Details</b>	
<b>Applications</b>	Western Blot, Flow Cytometry
<b>Recommended Dilutions</b>	Western Blot 2-4 ug/ml, Flow Cytometry
<b>Application Notes</b>	In mouse spleen, a 30 kDa band is observed.

## Images


Western Blot: Caspase-14 Antibody (70A1426) - Azide Free [NBP2-33245] - Analysis of human breast cancer tissue using Caspase 14 antibody at a concentration of 0.1 ug/ml. Image from the standard format of this antibody.




Flow Cytometry: Caspase-14 Antibody (70A1426) - Azide Free [NBP2-33245] - Intracellular analysis of Caspase-14 in  $10^6$  Jurkat cells probed with 1:500 dilution of Caspase-14 antibody. Shaded histogram represents cells without antibody; green represents isotype control antibody; red represents Caspase-14 antibody. This antibody was used for this test, and an anti-mouse IgG FITC conjugated secondary antibody. Image from the standard format of this antibody.



Western Blot: Caspase-14 Antibody (70A1426) - Azide Free [NBP2-33245] - Analysis for Caspase-14 using NB100-56718 at 2 ug/ml dilution against 10 ug of mouse spleen cell lysate. Image from the standard format of this antibody.



Western Blot: Caspase-14 Antibody (70A1426) - Azide Free [NBP2-33245] - Analysis of Caspase 14 in mouse spleen lysate using Caspase 14 antibody at 1:1000. Novus's goat anti-mouse Ig HRP secondary antibody (Novus, 20101) and PicoTect ECL substrate solution (Novus, 10087K) were used for this test. Image from the standard format of this antibody.





### **Novus Biologicals USA**

10730 E. Briarwood Avenue  
Centennial, CO 80112  
USA  
Phone: 303.730.1950  
Toll Free: 1.888.506.6887  
Fax: 303.730.1966  
nb-customerservice@bio-techne.com

### **Bio-Techne Canada**

21 Canmotor Ave  
Toronto, ON M8Z 4E6  
Canada  
Phone: 905.827.6400  
Toll Free: 855.668.8722  
Fax: 905.827.6402  
canada.inquires@bio-techne.com

### **Bio-Techne Ltd**

19 Barton Lane  
Abingdon Science Park  
Abingdon, OX14 3NB, United Kingdom  
Phone: (44) (0) 1235 529449  
Free Phone: 0800 37 34 15  
Fax: (44) (0) 1235 533420  
info.EMEA@bio-techne.com

### **General Contact Information**

www.novusbio.com  
Technical Support: nb-technical@bio-techne.com  
Orders: nb-customerservice@bio-techne.com  
General: novus@novusbio.com

### **Products Related to NBP2-33245**

---

NBP3-11853	Jurkat Staurosporine Treated / Untreated Cell Lysate
NBP2-33376H	Blue Marker Antibody (6F4-F6) [HRP]
HAF007	Goat anti-Mouse IgG Secondary Antibody [HRP]
NB7539	Goat anti-Mouse IgG (H+L) Secondary Antibody [HRP]
NBP1-43319-0.5mg	Mouse IgG1 Kappa Isotype Control (P3.6.2.8.1)

---

### **Limitations**

This product is for research use only and is not approved for use in humans or in clinical diagnosis. Primary Antibodies are guaranteed for 1 year from date of receipt.

For more information on our 100% guarantee, please visit [www.novusbio.com/guarantee](http://www.novusbio.com/guarantee)

Earn gift cards/discounts by submitting a review: [www.novusbio.com/reviews/submit/NBP2-33245](http://www.novusbio.com/reviews/submit/NBP2-33245)

Earn gift cards/discounts by submitting a publication using this product:  
[www.novusbio.com/publications](http://www.novusbio.com/publications)

