

Product Datasheet

alpha 2-Macroglobulin-like 1/A2ML1 Antibody - BSA Free NBP2-32647

Unit Size: 0.1 ml

Store at 4C short term. Aliquot and store at -20C long term. Avoid freeze-thaw cycles.

www.novusbio.com



technical@novusbio.com

Protocols, Publications, Related Products, Reviews, Research Tools and Images at:
www.novusbio.com/NBP2-32647

Updated 12/2/2025 v.20.1

Earn rewards for product
reviews and publications.

Submit a publication at www.novusbio.com/publications

Submit a review at www.novusbio.com/reviews/destination/NBP2-32647



NBP2-32647

alpha 2-Macroglobulin-like 1/A2ML1 Antibody - BSA Free

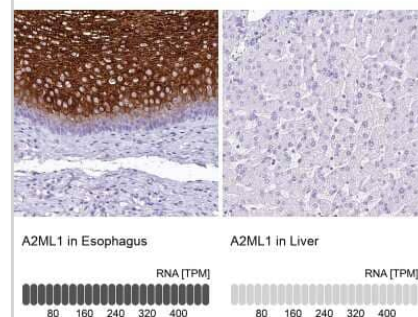
Product Information	
Unit Size	0.1 ml
Concentration	Concentrations vary lot to lot. See vial label for concentration. If unlisted please contact technical services.
Storage	Store at 4C short term. Aliquot and store at -20C long term. Avoid freeze-thaw cycles.
Clonality	Polyclonal
Preservative	0.02% Sodium Azide
Isotype	IgG
Purity	Affinity purified
Buffer	PBS (pH 7.2) and 40% Glycerol

Product Description	
Description	Novus Biologicals Rabbit alpha 2-Macroglobulin-like 1/A2ML1 Antibody - BSA Free (NBP2-32647) is a polyclonal antibody validated for use in IHC. All Novus Biologicals antibodies are covered by our 100% guarantee.
Host	Rabbit
Gene ID	144568
Gene Symbol	A2ML1
Species	Human
Immunogen	This antibody was developed against a recombinant protein corresponding to amino acids: MTFEDTSNFIYHPNFPFSGKIRVRGHDDSFLKNHLVFLVIYGTNGTFNQTLVTDN NGLAPFTLETSGWNGTDVSLEGKFQMEDLVYNPEQVPRYYQ

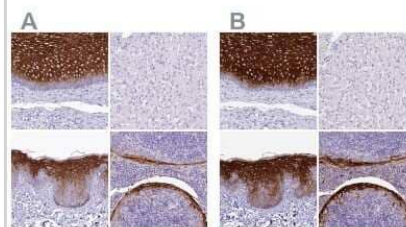
Product Application Details	
Applications	Immunohistochemistry-Paraffin, Immunohistochemistry
Recommended Dilutions	Immunohistochemistry 1:50 - 1:200, Immunohistochemistry-Paraffin 1:50 - 1:200
Application Notes	For IHC-Paraffin, HIER pH 6 retrieval is recommended.

Images

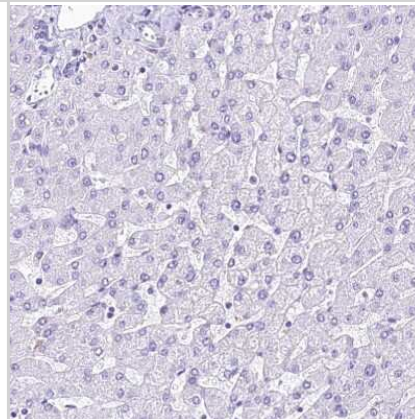
Immunohistochemistry-Paraffin: alpha 2-Macroglobulin-like 1/A2ML1 Antibody [NBP2-32647] - Analysis in human esophagus and liver tissues. Corresponding A2ML1 RNA-seq data are presented for the same tissues.



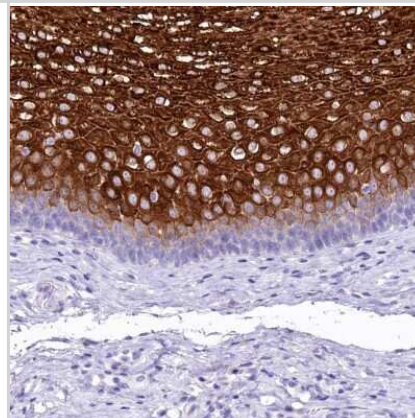
Immunohistochemistry-Paraffin: alpha 2-Macroglobulin-like 1/A2ML1 Antibody [NBP2-32647] - Staining of human esophagus, liver, skin and tonsil using Anti-A2ML1 antibody NBP2-32647 (A) shows similar protein distribution across tissues to independent antibody NBP1-84392 (B).



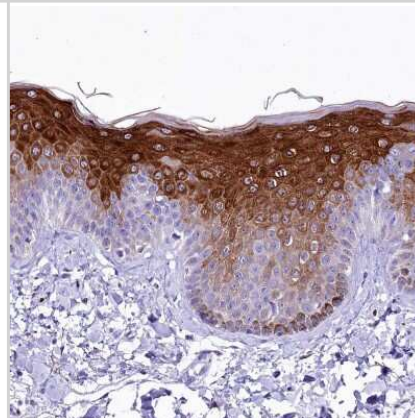
Immunohistochemistry-Paraffin: alpha 2-Macroglobulin-like 1/A2ML1 Antibody [NBP2-32647] - Staining of human liver shows no positivity in hepatocytes as expected.



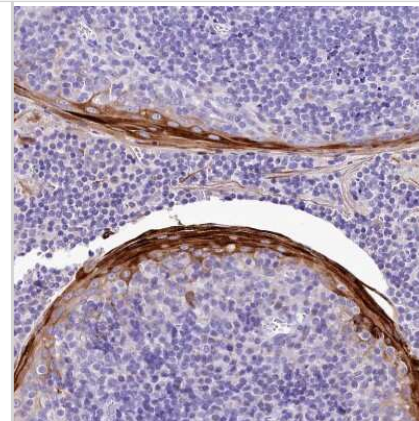
Immunohistochemistry-Paraffin: alpha 2-Macroglobulin-like 1/A2ML1 Antibody [NBP2-32647] - Staining of human esophagus shows high expression.



Immunohistochemistry-Paraffin: alpha 2-Macroglobulin-like 1/A2ML1 Antibody [NBP2-32647] - Staining of human skin shows strong cytoplasmic positivity in epidermal cells.



Immunohistochemistry-Paraffin: alpha 2-Macroglobulin-like 1/A2ML1
Antibody [NBP2-32647] - Staining of human tonsil shows strong
cytoplasmic positivity in squamous epithelial cells.





Novus Biologicals USA

10730 E. Briarwood Avenue
Centennial, CO 80112
USA
Phone: 303.730.1950
Toll Free: 1.888.506.6887
Fax: 303.730.1966
nb-customerservice@bio-techne.com

Bio-Techne Canada

21 Canmotor Ave
Toronto, ON M8Z 4E6
Canada
Phone: 905.827.6400
Toll Free: 855.668.8722
Fax: 905.827.6402
canada.inquires@bio-techne.com

Bio-Techne Ltd

19 Barton Lane
Abingdon Science Park
Abingdon, OX14 3NB, United Kingdom
Phone: (44) (0) 1235 529449
Free Phone: 0800 37 34 15
Fax: (44) (0) 1235 533420
info.EMEA@bio-techne.com

General Contact Information

www.novusbio.com
Technical Support: nb-technical@bio-techne.com
Orders: nb-customerservice@bio-techne.com
General: novus@novusbio.com

Products Related to NBP2-32647

NBP2-32647PEP	alpha 2-Macroglobulin-like 1/A2ML1 Recombinant Protein Antigen
HAF008	Goat anti-Rabbit IgG Secondary Antibody [HRP]
NB7160	Goat anti-Rabbit IgG (H+L) Secondary Antibody [HRP]
NBP2-24891	Rabbit IgG Isotype Control

Limitations

This product is for research use only and is not approved for use in humans or in clinical diagnosis. Primary Antibodies are guaranteed for 1 year from date of receipt.

For more information on our 100% guarantee, please visit www.novusbio.com/guarantee

Earn gift cards/discounts by submitting a review: www.novusbio.com/reviews/submit/NBP2-32647

Earn gift cards/discounts by submitting a publication using this product:
www.novusbio.com/publications

