

Product Datasheet

Pref-1/DLK1/FA1 Antibody - BSA Free NBP2-32358

Unit Size: 0.1 ml

Store at 4C short term. Aliquot and store at -20C long term. Avoid freeze-thaw cycles.

www.novusbio.com



technical@novusbio.com

Protocols, Publications, Related Products, Reviews, Research Tools and Images at:
www.novusbio.com/NBP2-32358

Updated 12/2/2025 v.20.1

Earn rewards for product
reviews and publications.

Submit a publication at www.novusbio.com/publications

Submit a review at www.novusbio.com/reviews/destination/NBP2-32358



NBP2-32358

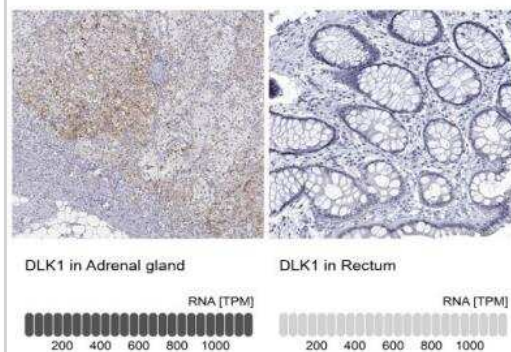
Pref-1/DLK1/FA1 Antibody - BSA Free

Product Information	
Unit Size	0.1 ml
Concentration	Concentrations vary lot to lot. See vial label for concentration. If unlisted please contact technical services.
Storage	Store at 4C short term. Aliquot and store at -20C long term. Avoid freeze-thaw cycles.
Clonality	Polyclonal
Preservative	0.02% Sodium Azide
Isotype	IgG
Purity	Affinity purified
Buffer	PBS (pH 7.2) and 40% Glycerol
Product Description	
Description	Novus Biologicals Rabbit Pref-1/DLK1/FA1 Antibody - BSA Free (NBP2-32358) is a polyclonal antibody validated for use in IHC and ICC/IF. All Novus Biologicals antibodies are covered by our 100% guarantee.
Host	Rabbit
Gene ID	8788
Gene Symbol	DLK1
Species	Human
Reactivity Notes	Immunogen displays the following percentage of sequence identity for non-tested species: Mouse (83%), Rat (83%)
Immunogen	This antibody was developed against a recombinant protein corresponding to amino acids: FTGLTCVKKRALSPQQVTRLPSGYGLAYRLTPGVHELPVQQPEHRILKVSMKE LNKKTPLLTEGQ
Product Application Details	
Applications	Immunohistochemistry-Paraffin, Immunocytochemistry/ Immunofluorescence, Immunohistochemistry
Recommended Dilutions	Immunohistochemistry 1:1000 - 1:2500, Immunocytochemistry/ Immunofluorescence 0.25-2 ug/ml, Immunohistochemistry-Paraffin 1:1000 - 1:2500
Application Notes	For IHC-Paraffin, HIER pH 6 retrieval is recommended. ICC/IF Fixation/Permeabilization: PFA/Triton X-100.

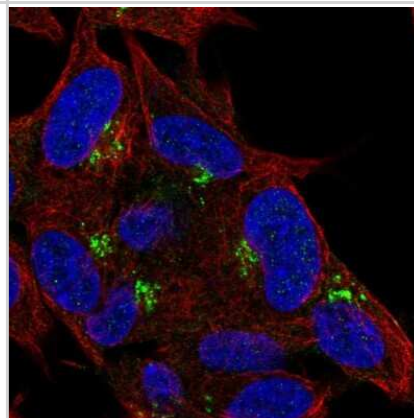


Images

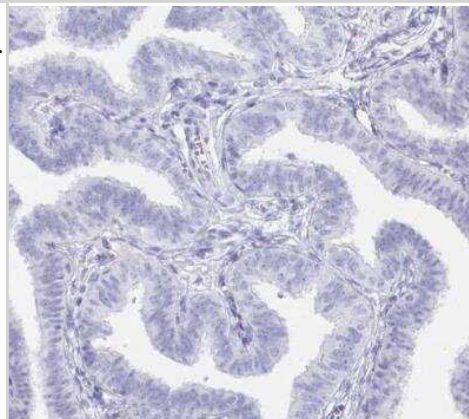
Immunohistochemistry-Paraffin: Pref-1/DLK1/FA1 Antibody [NBP2-32358] - Analysis in human adrenal gland and rectum tissues using NBP2-32358 antibody. Corresponding DLK1 RNA-seq data are presented for the same tissues



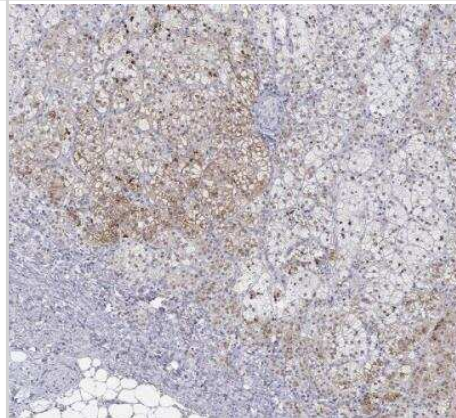
Immunocytochemistry/Immunofluorescence: Pref-1/DLK1/FA1 Antibody [NBP2-32358] - Staining of human cell line SH-SY5Y shows localization to the Golgi apparatus. Antibody staining is shown in green.



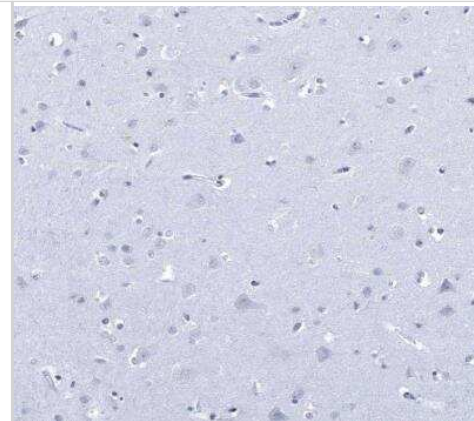
Immunohistochemistry-Paraffin: Pref-1/DLK1/FA1 Antibody [NBP2-32358] - Staining of human fallopian tube shows no positivity in glandular cells as expected.



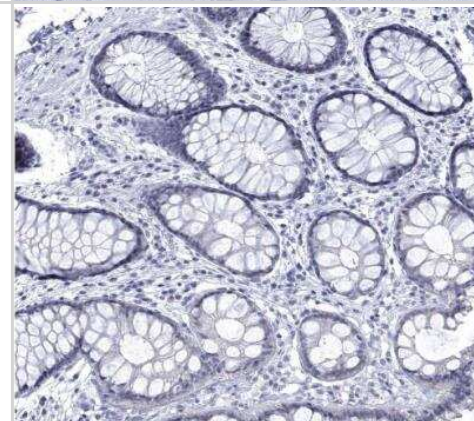
Immunohistochemistry-Paraffin: Pref-1/DLK1/FA1 Antibody [NBP2-32358] - Staining of human adrenal gland shows moderate membranous and cytoplasmic positivity in glandular cells.



Immunohistochemistry-Paraffin: Pref-1/DLK1/FA1 Antibody [NBP2-32358] - Staining of human cerebral cortex shows no positivity in neuronal cells as expected.



Immunohistochemistry-Paraffin: Pref-1/DLK1/FA1 Antibody [NBP2-32358] - Staining of human rectum shows no positivity in glandular cells as expected.





Novus Biologicals USA

10730 E. Briarwood Avenue
Centennial, CO 80112
USA
Phone: 303.730.1950
Toll Free: 1.888.506.6887
Fax: 303.730.1966
nb-customerservice@bio-techne.com

Bio-Techne Canada

21 Canmotor Ave
Toronto, ON M8Z 4E6
Canada
Phone: 905.827.6400
Toll Free: 855.668.8722
Fax: 905.827.6402
canada.inquires@bio-techne.com

Bio-Techne Ltd

19 Barton Lane
Abingdon Science Park
Abingdon, OX14 3NB, United Kingdom
Phone: (44) (0) 1235 529449
Free Phone: 0800 37 34 15
Fax: (44) (0) 1235 533420
info.EMEA@bio-techne.com

General Contact Information

www.novusbio.com
Technical Support: nb-technical@bio-techne.com
Orders: nb-customerservice@bio-techne.com
General: novus@novusbio.com

Products Related to NBP2-32358

NBP2-32358PEP	Pref-1/DLK1/FA1 Recombinant Protein Antigen
HAF008	Goat anti-Rabbit IgG Secondary Antibody [HRP]
NB7160	Goat anti-Rabbit IgG (H+L) Secondary Antibody [HRP]
NBP2-24891	Rabbit IgG Isotype Control

Limitations

This product is for research use only and is not approved for use in humans or in clinical diagnosis. Primary Antibodies are guaranteed for 1 year from date of receipt.

For more information on our 100% guarantee, please visit www.novusbio.com/guarantee

Earn gift cards/discounts by submitting a review: www.novusbio.com/reviews/submit/NBP2-32358

Earn gift cards/discounts by submitting a publication using this product:
www.novusbio.com/publications

