

Product Datasheet

B7-H3/CD276 Antibody - BSA Free NBP2-32251

Unit Size: 100 ul

Store at 4C. Do not freeze.

www.novusbio.com



technical@novusbio.com

Protocols, Publications, Related Products, Reviews, Research Tools and Images at:
www.novusbio.com/NBP2-32251

Updated 9/9/2025 v.20.1

**Earn rewards for product
reviews and publications.**

Submit a publication at www.novusbio.com/publications

Submit a review at www.novusbio.com/reviews/destination/NBP2-32251



NBP2-32251

B7-H3/CD276 Antibody - BSA Free

| Product Information | |
|----------------------------|---------------------------------------|
| Unit Size | 100 ul |
| Concentration | 1.0 mg/ml |
| Storage | Store at 4C. Do not freeze. |
| Clonality | Polyclonal |
| Preservative | 0.09% Sodium Azide |
| Isotype | IgG |
| Purity | Immunogen affinity purified |
| Buffer | Tris-Citrate/Phosphate (pH 7.0 - 8.0) |

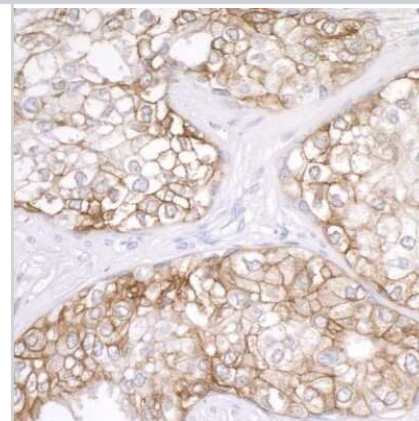
| Product Description | |
|----------------------------|-----------------------------------------------------------------------------------------------------------------------------------------------------------------------------------------------------|
| Description | Novus Biologicals Rabbit B7-H3/CD276 Antibody - BSA Free (NBP2-32251) is a polyclonal antibody validated for use in IHC and IP. All Novus Biologicals antibodies are covered by our 100% guarantee. |
| Host | Rabbit |
| Gene ID | 80381 |
| Gene Symbol | CD276 |
| Species | Human |
| Immunogen | The immunogen this antibody was made to, maps to a region between residue 484 to 534 of human CD276 Molecule using the numbering given in entry NP_001019907.1 (GeneID 80381). |

| Product Application Details | |
|------------------------------------|---------------------------------------------------------------------------------------------------------------------------------------------------------|
| Applications | Immunohistochemistry-Paraffin, Immunohistochemistry, Immunoprecipitation, Western Blot (Negative) |
| Recommended Dilutions | Immunohistochemistry 1:2000 - 1:10000, Immunoprecipitation 2 - 10 ug/mg lysate, Immunohistochemistry-Paraffin 1:2000 - 1:10000, Western Blot (Negative) |
| Application Notes | Epitope retrieval with citrate buffer pH 6.0 is recommended for FFPE tissue sections. |

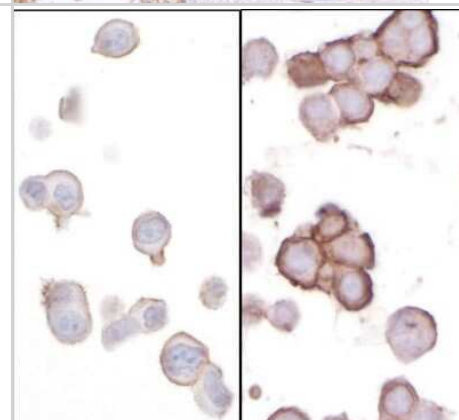


Images

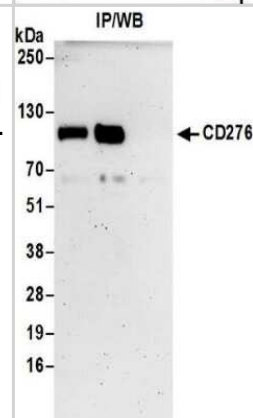
Immunohistochemistry-Paraffin: B7-H3/CD276 Antibody [NBP2-32251] -
Sample: FFPE section of human prostate carcinoma. **Antibody:** Affinity purified rabbit anti-B7-H3/CD276 (NBP2-32251). **Detection:** DAB
Counterstain: IHC hematoxylin



Immunohistochemistry-Paraffin: B7-H3/CD276 Antibody [NBP2-32251] -
Samples: FFPE sections of MCF-7 cells (endogenous expression) and CD276 transfected Hek293 cells (over-expression). **Antibody:** Affinity purified rabbit anti-B7-H3/CD276 (NBP2-32251). **Detection:** DAB



Immunoprecipitation: B7-H3/CD276 Antibody [NBP2-32251] - Samples:
 Whole cell lysate (0.5 or 1.0 mg per IP reaction; 20% of IP loaded) prepared using NETN buffer from HeLa cells. **Antibodies:** Affinity purified rabbit anti-CD276 antibody NBP2-32251 used for IP at 6 ug per reaction. CD276 was also immunoprecipitated by rabbit anti-CD276 antibody BL16383. For blotting immunoprecipitated CD276 was used at 1 ug/ml. **Detection:** Chemiluminescence with an exposure time of 3 minutes.





Novus Biologicals USA

10730 E. Briarwood Avenue
Centennial, CO 80112
USA
Phone: 303.730.1950
Toll Free: 1.888.506.6887
Fax: 303.730.1966
nb-customerservice@bio-techne.com

Bio-Techne Canada

21 Canmotor Ave
Toronto, ON M8Z 4E6
Canada
Phone: 905.827.6400
Toll Free: 855.668.8722
Fax: 905.827.6402
canada.inquires@bio-techne.com

Bio-Techne Ltd

19 Barton Lane
Abingdon Science Park
Abingdon, OX14 3NB, United Kingdom
Phone: (44) (0) 1235 529449
Free Phone: 0800 37 34 15
Fax: (44) (0) 1235 533420
info.EMEA@bio-techne.com

General Contact Information

www.novusbio.com
Technical Support: nb-technical@bio-techne.com
Orders: nb-customerservice@bio-techne.com
General: novus@novusbio.com

Products Related to NBP2-32251

| | |
|-------------|-----------------------------------------------------|
| NBP2-33376H | Blue Marker Antibody (6F4-F6) [HRP] |
| HAF008 | Goat anti-Rabbit IgG Secondary Antibody [HRP] |
| NB7160 | Goat anti-Rabbit IgG (H+L) Secondary Antibody [HRP] |
| NBP2-24891 | Rabbit IgG Isotype Control |

Limitations

This product is for research use only and is not approved for use in humans or in clinical diagnosis. Primary Antibodies are guaranteed for 1 year from date of receipt.

For more information on our 100% guarantee, please visit www.novusbio.com/guarantee

Earn gift cards/discounts by submitting a review: www.novusbio.com/reviews/submit/NBP2-32251

Earn gift cards/discounts by submitting a publication using this product:
www.novusbio.com/publications

