

# Product Datasheet

## Fc epsilon RI beta/MS4A2 Antibody - BSA Free NBP2-31807

Unit Size: 0.1 ml

Store at 4C short term. Aliquot and store at -20C long term. Avoid freeze-thaw cycles.

[www.novusbio.com](http://www.novusbio.com)



[technical@novusbio.com](mailto:technical@novusbio.com)

Protocols, Publications, Related Products, Reviews, Research Tools and Images at:  
[www.novusbio.com/NBP2-31807](http://www.novusbio.com/NBP2-31807)

Updated 12/2/2025 v.20.1

Earn rewards for product  
reviews and publications.

Submit a publication at [www.novusbio.com/publications](http://www.novusbio.com/publications)

Submit a review at [www.novusbio.com/reviews/destination/NBP2-31807](http://www.novusbio.com/reviews/destination/NBP2-31807)



**NBP2-31807**

Fc epsilon RI beta/MS4A2 Antibody - BSA Free

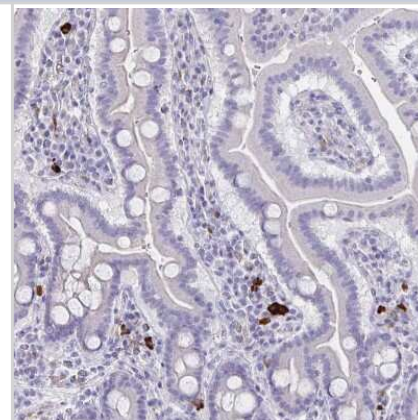
| Product Information  |  |
|----------------------|--|
| <b>Unit Size</b>     | 0.1 ml   |
| <b>Concentration</b> | Concentrations vary lot to lot. See vial label for concentration. If unlisted please contact technical services. |
| <b>Storage</b>       | Store at 4C short term. Aliquot and store at -20C long term. Avoid freeze-thaw cycles.                           |
| <b>Clonality</b>     | Polyclonal   |
| <b>Preservative</b>  | 0.02% Sodium Azide   |
| <b>Isotype</b>       | IgG  |
| <b>Purity</b>        | Affinity purified  |
| <b>Buffer</b>        | PBS (pH 7.2) and 40% Glycerol  |

| Product Description |   |
|---------------------|---|
| <b>Description</b>  | Novus Biologicals Rabbit Fc epsilon RI beta/MS4A2 Antibody - BSA Free (NBP2-31807) is a polyclonal antibody validated for use in IHC. All Novus Biologicals antibodies are covered by our 100% guarantee. |
| <b>Host</b>         | Rabbit  |
| <b>Gene ID</b>      | 2206  |
| <b>Gene Symbol</b>  | MS4A2   |
| <b>Species</b>      | Human   |
| <b>Immunogen</b>    | This antibody was developed against a recombinant protein corresponding to amino acids: EELKGNKVPEDRVYEELNIYSATYSELEDPGEMSPPID  |

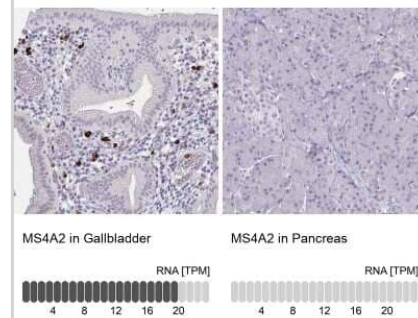
| Product Application Details  |   |
|------------------------------|---|
| <b>Applications</b>          | Immunohistochemistry-Paraffin, Immunohistochemistry                               |
| <b>Recommended Dilutions</b> | Immunohistochemistry 1:500 - 1:1000, Immunohistochemistry-Paraffin 1:500 - 1:1000 |
| <b>Application Notes</b>     | For IHC-Paraffin, HIER pH 6 retrieval is recommended.                             |

**Images**

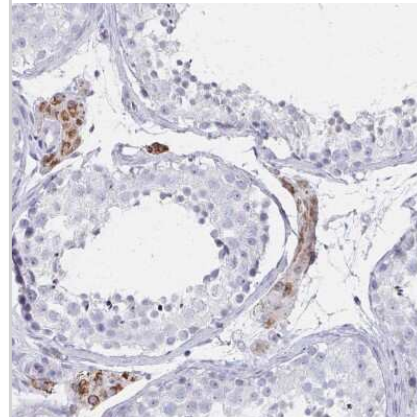
Immunohistochemistry-Paraffin: Fc epsilon RI beta/MS4A2 Antibody [NBP2-31807] - Staining of human small intestine shows strong cytoplasmic positivity in myelopoietic cells.



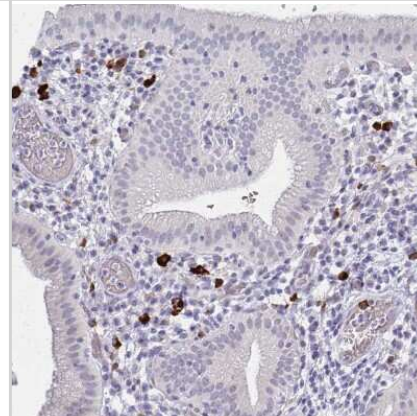
Immunohistochemistry-Paraffin: Fc epsilon RI beta/MS4A2 Antibody [NBP2-31807] - Analysis in human gallbladder and pancreas tissues. Corresponding MS4A2 RNA-seq data are presented for the same tissues.



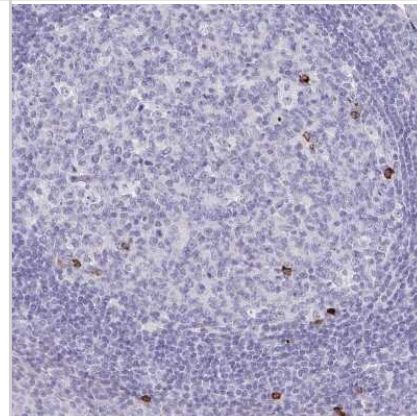
Immunohistochemistry-Paraffin: Fc epsilon RI beta/MS4A2 Antibody [NBP2-31807] - Staining of human testis shows moderate cytoplasmic positivity in Leydig cells.



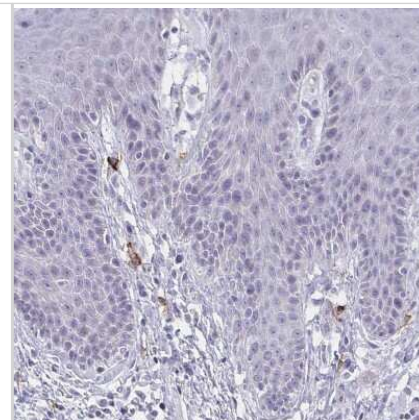
Immunohistochemistry-Paraffin: Fc epsilon RI beta/MS4A2 Antibody [NBP2-31807] - Staining of human gallbladder shows strong cytoplasmic positivity in myelopoietic cells.



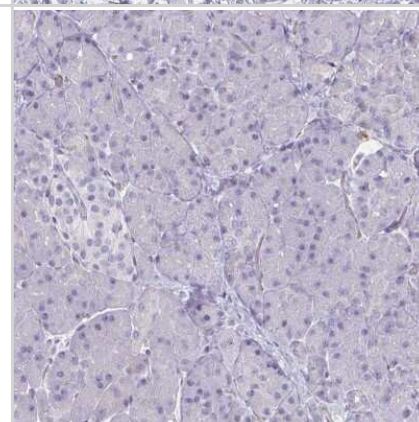
Immunohistochemistry-Paraffin: Fc epsilon RI beta/MS4A2 Antibody [NBP2-31807] - Staining of human tonsil shows moderate to strong cytoplasmic positivity in myelopoietic cells.



Immunohistochemistry-Paraffin: Fc epsilon RI beta/MS4A2 Antibody [NBP2-31807] - Staining of human skin shows moderate cytoplasmic positivity in myelopoietic cells.



Immunohistochemistry-Paraffin: Fc epsilon RI beta/MS4A2 Antibody [NBP2-31807] - Staining of human pancreas shows no positivity in exocrine glandular cells as expected.





### **Novus Biologicals USA**

10730 E. Briarwood Avenue  
Centennial, CO 80112  
USA  
Phone: 303.730.1950  
Toll Free: 1.888.506.6887  
Fax: 303.730.1966  
nb-customerservice@bio-techne.com

### **Bio-Techne Canada**

21 Canmotor Ave  
Toronto, ON M8Z 4E6  
Canada  
Phone: 905.827.6400  
Toll Free: 855.668.8722  
Fax: 905.827.6402  
canada.inquires@bio-techne.com

### **Bio-Techne Ltd**

19 Barton Lane  
Abingdon Science Park  
Abingdon, OX14 3NB, United Kingdom  
Phone: (44) (0) 1235 529449  
Free Phone: 0800 37 34 15  
Fax: (44) (0) 1235 533420  
info.EMEA@bio-techne.com

### **General Contact Information**

www.novusbio.com  
Technical Support: nb-technical@bio-techne.com  
Orders: nb-customerservice@bio-techne.com  
General: novus@novusbio.com

### **Products Related to NBP2-31807**

---

|               |  |
|---------------|--|
| NBP2-31807PEP | Fc epsilon RI beta/MS4A2 Recombinant Protein Antigen |
| HAF008        | Goat anti-Rabbit IgG Secondary Antibody [HRP]        |
| NB7160        | Goat anti-Rabbit IgG (H+L) Secondary Antibody [HRP]  |
| NBP2-24891    | Rabbit IgG Isotype Control                           |

---

### **Limitations**

This product is for research use only and is not approved for use in humans or in clinical diagnosis. Primary Antibodies are guaranteed for 1 year from date of receipt.

For more information on our 100% guarantee, please visit [www.novusbio.com/guarantee](http://www.novusbio.com/guarantee)

Earn gift cards/discounts by submitting a review: [www.novusbio.com/reviews/submit/NBP2-31807](http://www.novusbio.com/reviews/submit/NBP2-31807)

Earn gift cards/discounts by submitting a publication using this product:  
[www.novusbio.com/publications](http://www.novusbio.com/publications)

