

Product Datasheet

YTHDF2 Antibody - BSA Free

NBP2-31785

Unit Size: 0.1 ml

Store at 4C short term. Aliquot and store at -20C long term. Avoid freeze-thaw cycles.

www.novusbio.com



technical@novusbio.com

Publications: 1

Protocols, Publications, Related Products, Reviews, Research Tools and Images at:
www.novusbio.com/NBP2-31785

Updated 2/22/2026 v.20.1

Earn rewards for product
reviews and publications.

Submit a publication at www.novusbio.com/publications

Submit a review at www.novusbio.com/reviews/destination/NBP2-31785



NBP2-31785

YTHDF2 Antibody - BSA Free

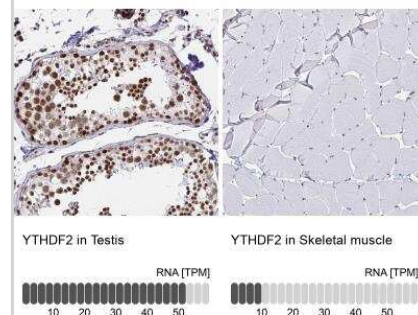
Product Information	
Unit Size	0.1 ml
Concentration	Concentrations vary lot to lot. See vial label for concentration. If unlisted please contact technical services.
Storage	Store at 4C short term. Aliquot and store at -20C long term. Avoid freeze-thaw cycles.
Clonality	Polyclonal
Preservative	0.02% Sodium Azide
Isotype	IgG
Purity	Affinity purified
Buffer	PBS (pH 7.2) and 40% Glycerol

Product Description	
Description	Novus Biologicals Rabbit YTHDF2 Antibody - BSA Free (NBP2-31785) is a polyclonal antibody validated for use in IHC and WB. Anti-YTHDF2 Antibody: Cited in 1 publication. All Novus Biologicals antibodies are covered by our 100% guarantee.
Host	Rabbit
Gene ID	51441
Gene Symbol	YTHDF2
Species	Human
Immunogen	This antibody was developed against a recombinant protein corresponding to amino acids: PSQALVQNIGQPTQGSPQPVGQQANNSPPVAQASVGQQTQ

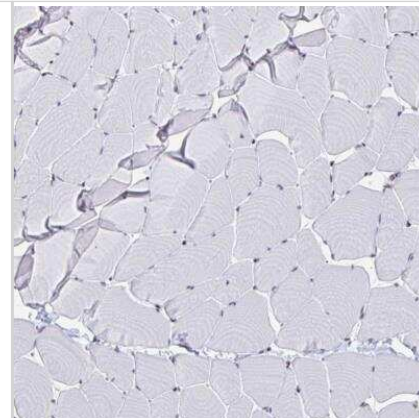
Product Application Details	
Applications	Western Blot, Immunohistochemistry-Paraffin, Immunohistochemistry
Recommended Dilutions	Western Blot Reactivity reported in (PMID: 30038300), Immunohistochemistry 1:500 - 1:1000, Immunohistochemistry-Paraffin 1:500 - 1:1000
Application Notes	IHC-Paraffin, HIER pH 6 retrieval is recommended.

Images

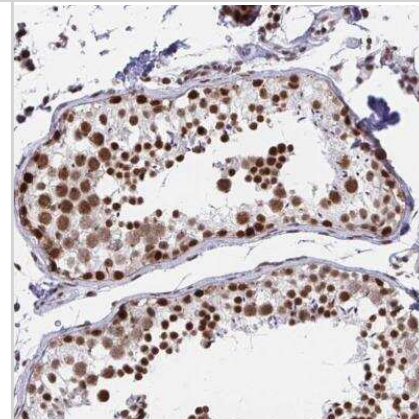
Immunohistochemistry-Paraffin: YTHDF2 Antibody [NBP2-31785] - Analysis in human testis and skeletal muscle tissues. Corresponding RNA-seq data are presented for the same tissues.



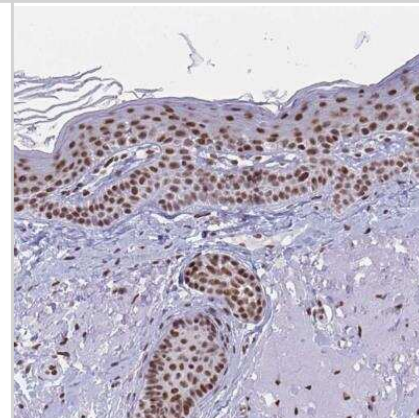
Immunohistochemistry-Paraffin: YTHDF2 Antibody [NBP2-31785] - Staining of human skeletal muscle shows weak to moderate positivity in myocytes.



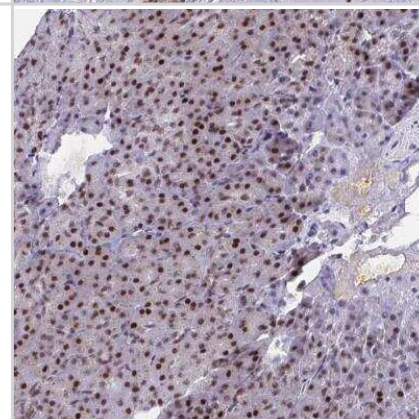
Immunohistochemistry-Paraffin: YTHDF2 Antibody [NBP2-31785] - Staining of human testis shows moderate to strong nuclear positivity in cells in seminiferous ducts.



Immunohistochemistry-Paraffin: YTHDF2 Antibody [NBP2-31785] - Staining of human skin shows moderate to strong nuclear positivity in epidermal cells.



Immunohistochemistry-Paraffin: YTHDF2 Antibody [NBP2-31785] - Staining of human pancreas shows weak to moderate nuclear positivity in exocrine glandular cells.



Publications

Sorci M, Ianniello Z, Cruciani S et al. METTL3 regulates WTAP protein homeostasis. Cell Death Dis. 2018-07-23 [PMID: 30038300] (WB, Human)



Novus Biologicals USA

10730 E. Briarwood Avenue
Centennial, CO 80112
USA
Phone: 303.730.1950
Toll Free: 1.888.506.6887
Fax: 303.730.1966
nb-customerservice@bio-techne.com

Bio-Techne Canada

21 Canmotor Ave
Toronto, ON M8Z 4E6
Canada
Phone: 905.827.6400
Toll Free: 855.668.8722
Fax: 905.827.6402
canada.inquires@bio-techne.com

Bio-Techne Ltd

19 Barton Lane
Abingdon Science Park
Abingdon, OX14 3NB, United Kingdom
Phone: (44) (0) 1235 529449
Free Phone: 0800 37 34 15
Fax: (44) (0) 1235 533420
info.EMEA@bio-techne.com

General Contact Information

www.novusbio.com
Technical Support: nb-technical@bio-techne.com
Orders: nb-customerservice@bio-techne.com
General: novus@novusbio.com

Products Related to NBP2-31785

NBP2-31785PEP	YTHDF2 Recombinant Protein Antigen
NBP2-33376H	Blue Marker Antibody (6F4-F6) [HRP]
HAF008	Goat anti-Rabbit IgG Secondary Antibody [HRP]
NB7160	Goat anti-Rabbit IgG (H+L) Secondary Antibody [HRP]
NBP2-24891	Rabbit IgG Isotype Control

Limitations

This product is for research use only and is not approved for use in humans or in clinical diagnosis. Primary Antibodies are guaranteed for 1 year from date of receipt.

For more information on our 100% guarantee, please visit www.novusbio.com/guarantee

Earn gift cards/discounts by submitting a review: www.novusbio.com/reviews/submit/NBP2-31785

Earn gift cards/discounts by submitting a publication using this product:
www.novusbio.com/publications

