

Product Datasheet

Protamine 2 Antibody - BSA Free NBP2-31637

Unit Size: 0.1 ml

Store at 4C short term. Aliquot and store at -20C long term. Avoid freeze-thaw cycles.

www.novusbio.com



technical@novusbio.com

Publications: 2

Protocols, Publications, Related Products, Reviews, Research Tools and Images at:
www.novusbio.com/NBP2-31637

Updated 12/2/2025 v.20.1

Earn rewards for product
reviews and publications.

Submit a publication at www.novusbio.com/publications

Submit a review at www.novusbio.com/reviews/destination/NBP2-31637



NBP2-31637

Protamine 2 Antibody - BSA Free

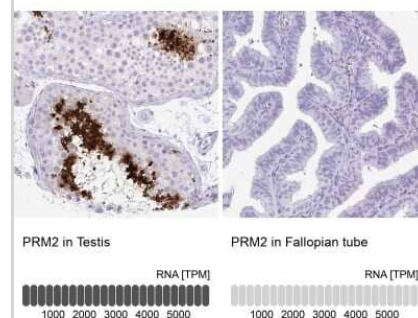
Product Information	
Unit Size	0.1 ml
Concentration	Concentrations vary lot to lot. See vial label for concentration. If unlisted please contact technical services.
Storage	Store at 4C short term. Aliquot and store at -20C long term. Avoid freeze-thaw cycles.
Clonality	Polyclonal
Preservative	0.02% Sodium Azide
Isotype	IgG
Purity	Affinity purified
Buffer	PBS (pH 7.2) and 40% Glycerol

Product Description	
Description	Novus Biologicals Rabbit Protamine 2 Antibody - BSA Free (NBP2-31637) is a polyclonal antibody validated for use in IHC. Anti-Protamine 2 Antibody: Cited in 1 publication. All Novus Biologicals antibodies are covered by our 100% guarantee.
Host	Rabbit
Gene ID	5620
Gene Symbol	PRM2
Species	Human
Immunogen	This antibody was developed against a recombinant protein corresponding to amino acids: MVRVYRVRSLSERSHEVYRQQLHGQEQGHGQEEQGLSPEHVEVYERTHGQS

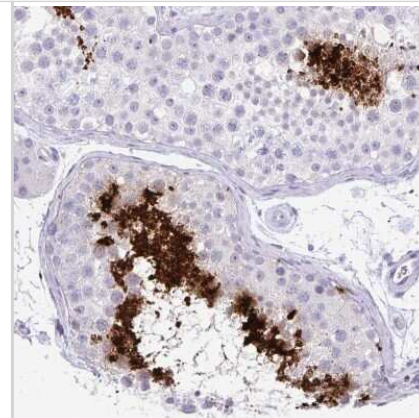
Product Application Details	
Applications	Immunohistochemistry-Paraffin, Immunohistochemistry
Recommended Dilutions	Immunohistochemistry 1:500 - 1:1000, Immunohistochemistry-Paraffin 1:500 - 1:1000
Application Notes	For IHC-Paraffin, HIER pH 6 retrieval is recommended.

Images

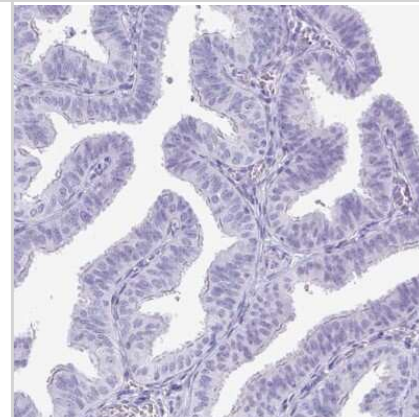
Immunohistochemistry-Paraffin: Protamine 2 Antibody [NBP2-31637] - Analysis in human testis and fallopian tube tissues. Corresponding Protamine 2 RNA-seq data are presented for the same tissues.



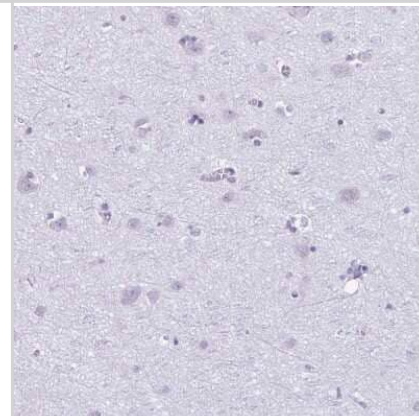
Immunohistochemistry-Paraffin: Protamine 2 Antibody [NBP2-31637] - Staining of human testis shows strong nuclear positivity in spermatids.



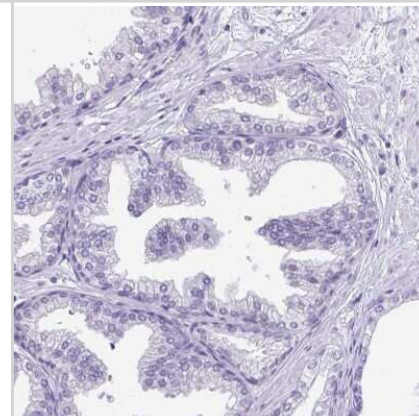
Immunohistochemistry-Paraffin: Protamine 2 Antibody [NBP2-31637] - Staining of human fallopian tube shows low expression as expected.



Immunohistochemistry-Paraffin: Protamine 2 Antibody [NBP2-31637] - Staining of human cerebral cortex shows no positivity in neurons as expected.



Immunohistochemistry-Paraffin: Protamine 2 Antibody [NBP2-31637] - Staining of human prostate shows no positivity in glandular cells as expected.



Publications

Flannigan R, Mielnik A, Robinson B et al. YBX2 Dysregulation is a Potential Cause for Late Maturation Arrest in Men with Non-Obstructive Azoospermia. bioRxiv 2018-07-09 (IF/IHC, Human)

Djureinovic D, Fagerberg L, Hallstrom B et al. The human testis-specific proteome defined by transcriptomics and antibody-based profiling. Mol Hum Reprod 2014-06-01 [PMID: 24598113]



Novus Biologicals USA

10730 E. Briarwood Avenue
Centennial, CO 80112
USA

Phone: 303.730.1950

Toll Free: 1.888.506.6887

Fax: 303.730.1966

nb-customerservice@bio-techne.com

Bio-Techne Canada

21 Canmotor Ave
Toronto, ON M8Z 4E6
Canada

Phone: 905.827.6400

Toll Free: 855.668.8722

Fax: 905.827.6402

canada.inquires@bio-techne.com

Bio-Techne Ltd

19 Barton Lane
Abingdon Science Park
Abingdon, OX14 3NB, United Kingdom

Phone: (44) (0) 1235 529449

Free Phone: 0800 37 34 15

Fax: (44) (0) 1235 533420

info.EMEA@bio-techne.com

General Contact Information

www.novusbio.com

Technical Support: nb-technical@bio-techne.com

Orders: nb-customerservice@bio-techne.com

General: novus@novusbio.com

Products Related to NBP2-31637

NBP2-31637PEP

Protamine 2 Recombinant Protein Antigen

HAF008

Goat anti-Rabbit IgG Secondary Antibody [HRP]

NB7160

Goat anti-Rabbit IgG (H+L) Secondary Antibody [HRP]

NBP2-24891

Rabbit IgG Isotype Control

Limitations

This product is for research use only and is not approved for use in humans or in clinical diagnosis. Primary Antibodies are guaranteed for 1 year from date of receipt.

For more information on our 100% guarantee, please visit www.novusbio.com/guarantee

Earn gift cards/discounts by submitting a review: www.novusbio.com/reviews/submit/NBP2-31637

Earn gift cards/discounts by submitting a publication using this product:
www.novusbio.com/publications

