

Product Datasheet

PTPRK Antibody - BSA Free NBP2-30977

Unit Size: 0.1 ml

Store at 4C short term. Aliquot and store at -20C long term. Avoid freeze-thaw cycles.

www.novusbio.com



technical@novusbio.com

Publications: 1

Protocols, Publications, Related Products, Reviews, Research Tools and Images at:
www.novusbio.com/NBP2-30977

Updated 12/2/2025 v.20.1

Earn rewards for product
reviews and publications.

Submit a publication at www.novusbio.com/publications

Submit a review at www.novusbio.com/reviews/destination/NBP2-30977



NBP2-30977

PTPRK Antibody - BSA Free

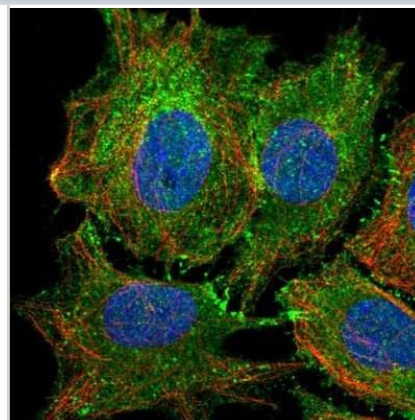
Product Information	
Unit Size	0.1 ml
Concentration	Concentrations vary lot to lot. See vial label for concentration. If unlisted please contact technical services.
Storage	Store at 4C short term. Aliquot and store at -20C long term. Avoid freeze-thaw cycles.
Clonality	Polyclonal
Preservative	0.02% Sodium Azide
Isotype	IgG
Purity	Affinity purified
Buffer	PBS (pH 7.2) and 40% Glycerol

Product Description	
Description	Novus Biologicals Rabbit PTPRK Antibody - BSA Free (NBP2-30977) is a polyclonal antibody validated for use in IHC and ICC/IF. Anti-PTPRK Antibody: Cited in 1 publication. All Novus Biologicals antibodies are covered by our 100% guarantee.
Host	Rabbit
Gene ID	5796
Gene Symbol	PTPRK
Species	Human
Immunogen	This antibody was developed against a recombinant protein corresponding to amino acids: MTHMVNAMDRSYADQSTLHAEDPLSITFMDQHNFSPPRYENHSATAESSRLLD VPRYLCE

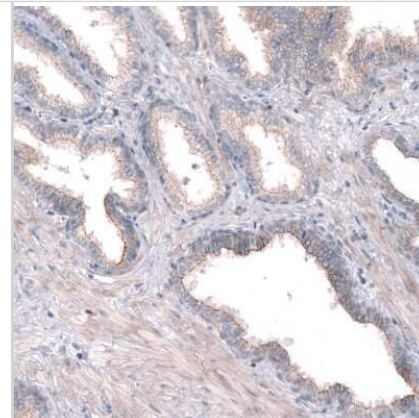
Product Application Details	
Applications	Immunohistochemistry-Paraffin, Immunocytochemistry/ Immunofluorescence, Immunohistochemistry
Recommended Dilutions	Immunohistochemistry 1:500 - 1:1000, Immunocytochemistry/ Immunofluorescence 0.25-2 ug/ml, Immunohistochemistry-Paraffin 1:500 - 1:1000
Application Notes	For IHC-Paraffin, HIER pH 6 retrieval is recommended. ICC/IF Fixation Permeabilization: Use PFA/Triton X-100.

Images

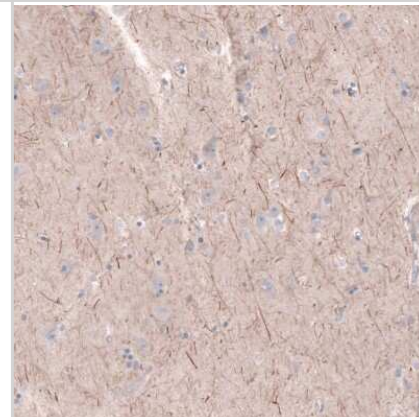
Immunocytochemistry/Immunofluorescence: PTPRK Antibody [NBP2-30977] - Staining of human cell line SiHa shows localization to plasma membrane & cell junctions. Antibody staining is shown in green.



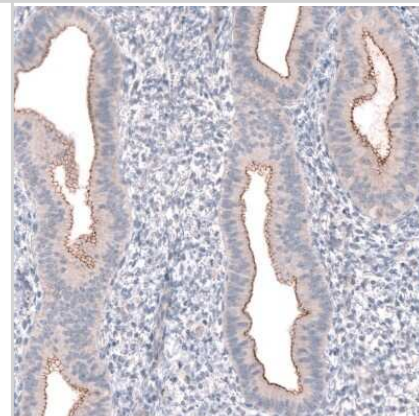
Immunohistochemistry-Paraffin: PTPRK Antibody [NBP2-30977] - Staining of human prostate shows moderate positivity in apical membranes in glandular cells.



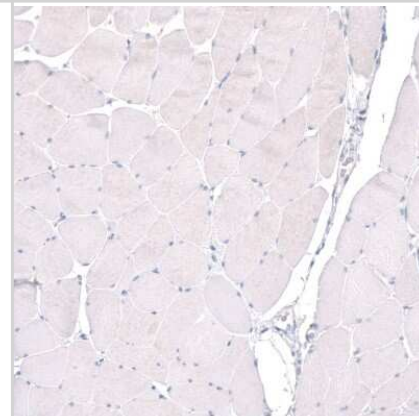
Immunohistochemistry-Paraffin: PTPRK Antibody [NBP2-30977] - Staining of human cerebral cortex shows moderate positivity in a subset of neural fibers.



Immunohistochemistry-Paraffin: PTPRK Antibody [NBP2-30977] - Staining of human endometrium shows moderate positivity in apical membranes in glandular cells.



Immunohistochemistry-Paraffin: PTPRK Antibody [NBP2-30977] - Staining of human skeletal muscle shows no positivity in striated muscle fibers as expected.



Publications

Negueruela J, Vandenbempt V, Talamantes S, Ribeiro-Costa F et Al. Protocol for CRISPR-Cas12a genome editing of protein tyrosine phosphatases in human pluripotent stem cells and functional γ -like cell generation STAR Protoc 2024 -09-07 [PMID: 39243376]



Novus Biologicals USA

10730 E. Briarwood Avenue
Centennial, CO 80112
USA
Phone: 303.730.1950
Toll Free: 1.888.506.6887
Fax: 303.730.1966
nb-customerservice@bio-techne.com

Bio-Techne Canada

21 Canmotor Ave
Toronto, ON M8Z 4E6
Canada
Phone: 905.827.6400
Toll Free: 855.668.8722
Fax: 905.827.6402
canada.inquires@bio-techne.com

Bio-Techne Ltd

19 Barton Lane
Abingdon Science Park
Abingdon, OX14 3NB, United Kingdom
Phone: (44) (0) 1235 529449
Free Phone: 0800 37 34 15
Fax: (44) (0) 1235 533420
info.EMEA@bio-techne.com

General Contact Information

www.novusbio.com
Technical Support: nb-technical@bio-techne.com
Orders: nb-customerservice@bio-techne.com
General: novus@novusbio.com

Products Related to NBP2-30977

NBP2-30977PEP	PTPRK Recombinant Protein Antigen
HAF008	Goat anti-Rabbit IgG Secondary Antibody [HRP]
NB7160	Goat anti-Rabbit IgG (H+L) Secondary Antibody [HRP]
NBP2-24891	Rabbit IgG Isotype Control

Limitations

This product is for research use only and is not approved for use in humans or in clinical diagnosis. Primary Antibodies are guaranteed for 1 year from date of receipt.

For more information on our 100% guarantee, please visit www.novusbio.com/guarantee

Earn gift cards/discounts by submitting a review: www.novusbio.com/reviews/submit/NBP2-30977

Earn gift cards/discounts by submitting a publication using this product:
www.novusbio.com/publications

