

Product Datasheet

COPR5 Antibody - BSA Free

NBP2-30884

Unit Size: 0.1 ml

Store at 4C short term. Aliquot and store at -20C long term. Avoid freeze-thaw cycles.

www.novusbio.com



technical@novusbio.com

Reviews: 1 Publications: 3

Protocols, Publications, Related Products, Reviews, Research Tools and Images at:
www.novusbio.com/NBP2-30884

Updated 1/19/2026 v.20.1

Earn rewards for product reviews and publications.

Submit a publication at www.novusbio.com/publications

Submit a review at www.novusbio.com/reviews/destination/NBP2-30884



NBP2-30884

COPR5 Antibody - BSA Free

| Product Information | |
|---------------------|--|
| Unit Size | 0.1 ml |
| Concentration | Concentrations vary lot to lot. See vial label for concentration. If unlisted please contact technical services. |
| Storage | Store at 4C short term. Aliquot and store at -20C long term. Avoid freeze-thaw cycles. |
| Clonality | Polyclonal |
| Preservative | 0.02% Sodium Azide |
| Isotype | IgG |
| Purity | Affinity purified |
| Buffer | PBS (pH 7.2) and 40% Glycerol |

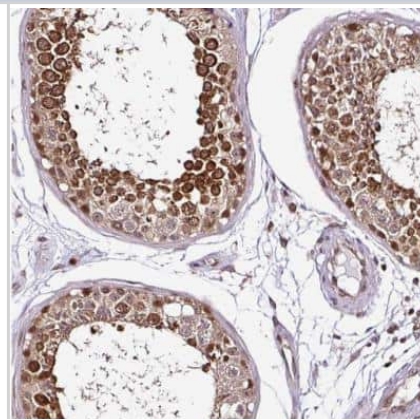
| Product Description | |
|---------------------|---|
| Description | Novus Biologicals Rabbit COPR5 Antibody - BSA Free (NBP2-30884) is a polyclonal antibody validated for use in IHC and WB. Anti-COPR5 Antibody: Cited in 3 publications. All Novus Biologicals antibodies are covered by our 100% guarantee. |
| Host | Rabbit |
| Gene ID | 55352 |
| Gene Symbol | COPRS |
| Species | Human, Mouse |
| Reactivity Notes | Mouse reactivity validated from a verified customer review. |
| Immunogen | This antibody was developed against a recombinant protein corresponding to amino acids: EAGFATADHSGQERETEKAMDRLARGTQSIPNDSPARGEGTHSEEEGFAMDE EDSDGELNTWELSEGTCNPPKE |

| Product Application Details | |
|-----------------------------|---|
| Applications | Western Blot, Immunohistochemistry-Paraffin, Immunohistochemistry |
| Recommended Dilutions | Western Blot Validated from a verified customer review, Immunohistochemistry 1:20 - 1:50, Immunohistochemistry-Paraffin 1:20 - 1:50 |
| Application Notes | IHC-Paraffin, HIER pH 6 retrieval is recommended. |

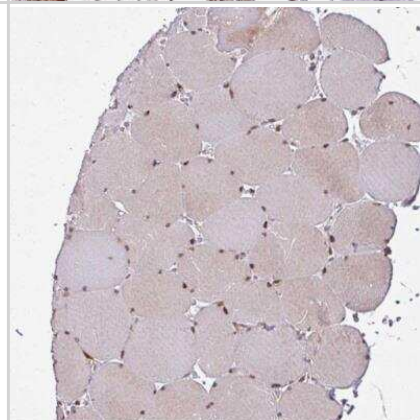


Images

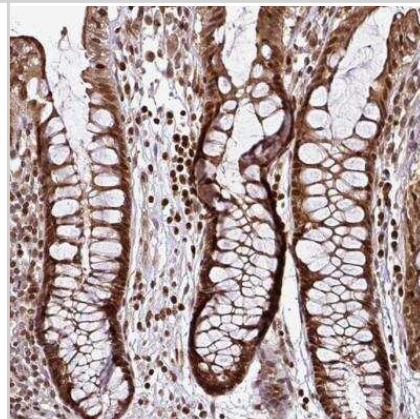
Immunohistochemistry-Paraffin: COPR5 Antibody [NBP2-30884] - Staining of human testis shows strong nuclear positivity in cells in seminiferous ducts.



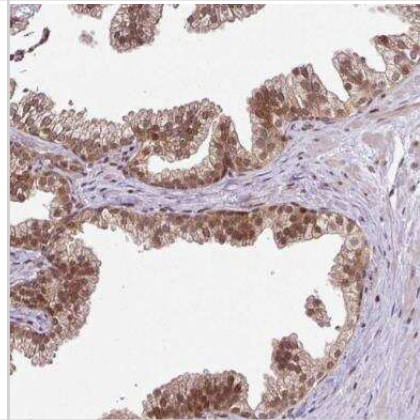
Immunohistochemistry-Paraffin: COPR5 Antibody [NBP2-30884] - Staining of human skeletal muscle shows moderate nuclear positivity in myocytes.



Immunohistochemistry-Paraffin: COPR5 Antibody [NBP2-30884] - Staining of human colon shows strong nuclear and moderate cytoplasmic positivity in glandular cells.



Immunohistochemistry-Paraffin: COPR5 Antibody [NBP2-30884] - Staining of human prostate shows moderate nuclear positivity in glandular cells.



Publications

Mulvaney KM, Blomquist C, Acharya N Et al. Molecular basis for substrate recruitment to the PRMT5 methylosome Molecular cell 2021-07-28 [PMID: 34358446] (Western Blot, Human)

Wegscheid MI, Anastasaki C, Hartigan Ka Et Al. Patient-derived iPSC-cerebral organoid modeling of the 17q11.2 microdeletion syndrome establishes CRLF3 as a critical regulator of neurogenesis Cell reports 2021-07-06 [PMID: 34233200] (WB)

Strahan RC, McDowell-Sargent M, Uppal T et al. KSHV encoded ORF59 modulates histone arginine methylation of the viral genome to promote viral reactivation PLoS Pathog. 2017-07-01 [PMID: 28678843] (WB, Human)





Novus Biologicals USA

10730 E. Briarwood Avenue
Centennial, CO 80112
USA
Phone: 303.730.1950
Toll Free: 1.888.506.6887
Fax: 303.730.1966
nb-customerservice@bio-techne.com

Bio-Techne Canada

21 Canmotor Ave
Toronto, ON M8Z 4E6
Canada
Phone: 905.827.6400
Toll Free: 855.668.8722
Fax: 905.827.6402
canada.inquires@bio-techne.com

Bio-Techne Ltd

19 Barton Lane
Abingdon Science Park
Abingdon, OX14 3NB, United Kingdom
Phone: (44) (0) 1235 529449
Free Phone: 0800 37 34 15
Fax: (44) (0) 1235 533420
info.EMEA@bio-techne.com

General Contact Information

www.novusbio.com
Technical Support: nb-technical@bio-techne.com
Orders: nb-customerservice@bio-techne.com
General: novus@novusbio.com

Products Related to NBP2-30884

| | |
|---------------|---|
| NBP2-30884PEP | COPR5 Recombinant Protein Antigen |
| NBP2-33376H | Blue Marker Antibody (6F4-F6) [HRP] |
| HAF008 | Goat anti-Rabbit IgG Secondary Antibody [HRP] |
| NB7160 | Goat anti-Rabbit IgG (H+L) Secondary Antibody [HRP] |
| NBP2-24891 | Rabbit IgG Isotype Control |

Limitations

This product is for research use only and is not approved for use in humans or in clinical diagnosis. Primary Antibodies are guaranteed for 1 year from date of receipt.

For more information on our 100% guarantee, please visit www.novusbio.com/guarantee

Earn gift cards/discounts by submitting a review: www.novusbio.com/reviews/submit/NBP2-30884

Earn gift cards/discounts by submitting a publication using this product:
www.novusbio.com/publications

