

Product Datasheet

BAF180/PB1 Antibody (CL0331) - BSA Free NBP2-30673

Unit Size: 0.1 ml

Store at 4C short term. Aliquot and store at -20C long term. Avoid freeze-thaw cycles.

www.novusbio.com



technical@novusbio.com

Protocols, Publications, Related Products, Reviews, Research Tools and Images at:
www.novusbio.com/NBP2-30673

Updated 9/9/2025 v.20.1

Earn rewards for product
reviews and publications.

Submit a publication at www.novusbio.com/publications

Submit a review at www.novusbio.com/reviews/destination/NBP2-30673



NBP2-30673

BAF180/PB1 Antibody (CL0331) - BSA Free

Product Information	
Unit Size	0.1 ml
Concentration	Concentrations vary lot to lot. See vial label for concentration. If unlisted please contact technical services.
Storage	Store at 4C short term. Aliquot and store at -20C long term. Avoid freeze-thaw cycles.
Clonality	Monoclonal
Clone	CL0331
Preservative	0.02% Sodium Azide
Isotype	IgG1
Purity	Protein A purified
Buffer	PBS (pH 7.2) and 40% Glycerol

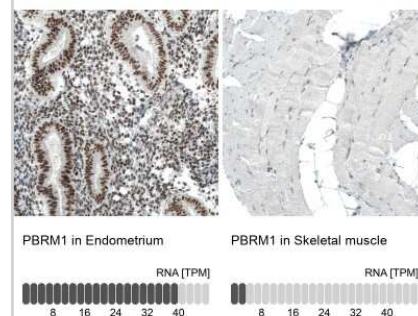
Product Description	
Description	Novus Biologicals Mouse BAF180/PB1 Antibody (CL0331) - BSA Free (NBP2-30673) is a monoclonal antibody validated for use in IHC and WB. All Novus Biologicals antibodies are covered by our 100% guarantee.
Host	Mouse
Gene ID	55193
Gene Symbol	PBRM1
Species	Human
Reactivity Notes	Please note that this antibody is reactive to Mouse and derived from the same host, Mouse. Mouse-On-Mouse blocking reagent may be needed for IHC and ICC experiments to reduce high background signal. You can find these reagents under catalog numbers PK-2200-NB and MP-2400-NB. Please contact Technical Support if you have any questions
Immunogen	This antibody was developed using a recombinant protein derived from Q86U86, with the exact immunogen sequence remaining proprietary.

Product Application Details	
Applications	Western Blot, Immunohistochemistry-Paraffin, Immunohistochemistry, Knockdown Validated
Recommended Dilutions	Western Blot 1 ug/ml, Immunohistochemistry 1:20 - 1:50, Immunohistochemistry-Paraffin 1:20 - 1:50, Knockdown Validated
Application Notes	For IHC-Paraffin, HIER pH 6 retrieval is recommended.




Images

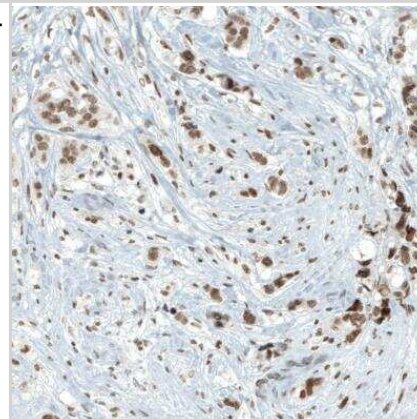
Immunohistochemistry-Paraffin: BAF180/PB1 Antibody (CL0331) [NBP2-30673] - Staining in human endometrium and skeletal muscle tissues. Corresponding PBRM1 RNA-seq data are presented for the same tissues.



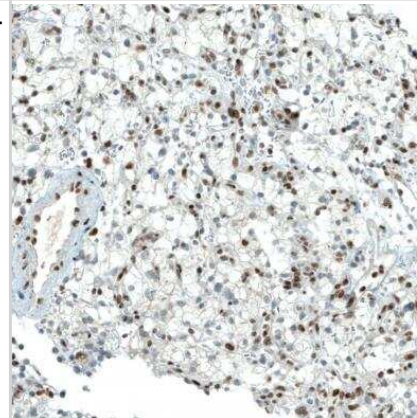
Western Blot: BAF180/PB1 Antibody (CL0331) [NBP2-30673] - Analysis in RT-4 cells transfected with control siRNA, target specific siRNA probe #1, using Anti-PBRM1 antibody. Remaining relative intensity is presented. Loading control: Anti-GAPDH.



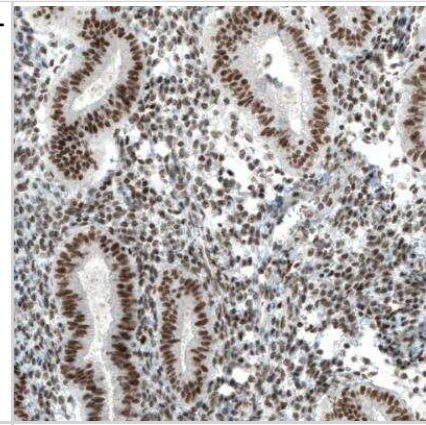
Immunohistochemistry-Paraffin: BAF180/PB1 Antibody (CL0331) [NBP2-30673] - Staining of human breast cancer shows moderate to strong nuclear positivity in tumor cells.



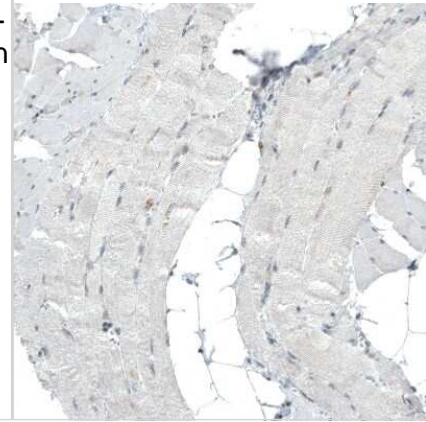
Immunohistochemistry-Paraffin: BAF180/PB1 Antibody (CL0331) [NBP2-30673] - Staining of human kidney cancer shows moderate to strong nuclear positivity in tumor cells.



Immunohistochemistry-Paraffin: BAF180/PB1 Antibody (CL0331) [NBP2-30673] - Staining of human endometrium shows strong nuclear positivity in glandular and stromal cells



Immunohistochemistry-Paraffin: BAF180/PB1 Antibody (CL0331) [NBP2-30673] - Staining of human skeletal muscle shows no nuclear positivity in striated muscle fibers as expected.





Novus Biologicals USA

10730 E. Briarwood Avenue
Centennial, CO 80112
USA
Phone: 303.730.1950
Toll Free: 1.888.506.6887
Fax: 303.730.1966
nb-customerservice@bio-techne.com

Bio-Techne Canada

21 Canmotor Ave
Toronto, ON M8Z 4E6
Canada
Phone: 905.827.6400
Toll Free: 855.668.8722
Fax: 905.827.6402
canada.inquires@bio-techne.com

Bio-Techne Ltd

19 Barton Lane
Abingdon Science Park
Abingdon, OX14 3NB, United Kingdom
Phone: (44) (0) 1235 529449
Free Phone: 0800 37 34 15
Fax: (44) (0) 1235 533420
info.EMEA@bio-techne.com

General Contact Information

www.novusbio.com
Technical Support: nb-technical@bio-techne.com
Orders: nb-customerservice@bio-techne.com
General: novus@novusbio.com

Products Related to NBP2-30673

NBP2-30673PEP	BAF180/PB1 Recombinant Protein Antigen
NBP2-33376H	Blue Marker Antibody (6F4-F6) [HRP]
HAF007	Goat anti-Mouse IgG Secondary Antibody [HRP]
NB7539	Goat anti-Mouse IgG (H+L) Secondary Antibody [HRP]
NBP1-97005-0.5mg	Mouse IgG1 Isotype Control (MG1)

Limitations

This product is for research use only and is not approved for use in humans or in clinical diagnosis. Primary Antibodies are guaranteed for 1 year from date of receipt.

For more information on our 100% guarantee, please visit www.novusbio.com/guarantee

Earn gift cards/discounts by submitting a review: www.novusbio.com/reviews/submit/NBP2-30673

Earn gift cards/discounts by submitting a publication using this product:
www.novusbio.com/publications

