

# Product Datasheet

## Synaptogyrin 3 Antibody - BSA Free NBP2-30475

Unit Size: 0.1 ml

Store at 4C short term. Aliquot and store at -20C long term. Avoid freeze-thaw cycles.

[www.novusbio.com](http://www.novusbio.com)



[technical@novusbio.com](mailto:technical@novusbio.com)

**Reviews: 1 Publications: 2**

Protocols, Publications, Related Products, Reviews, Research Tools and Images at:  
[www.novusbio.com/NBP2-30475](http://www.novusbio.com/NBP2-30475)

Updated 2/2/2026 v.20.1

Earn rewards for product  
reviews and publications.

Submit a publication at [www.novusbio.com/publications](http://www.novusbio.com/publications)

Submit a review at [www.novusbio.com/reviews/destination/NBP2-30475](http://www.novusbio.com/reviews/destination/NBP2-30475)



**NBP2-30475****Synaptogyrin 3 Antibody - BSA Free**

<b>Product Information</b>	
<b>Unit Size</b>	0.1 ml
<b>Concentration</b>	Concentrations vary lot to lot. See vial label for concentration. If unlisted please contact technical services.
<b>Storage</b>	Store at 4C short term. Aliquot and store at -20C long term. Avoid freeze-thaw cycles.
<b>Clonality</b>	Polyclonal
<b>Preservative</b>	0.02% Sodium Azide
<b>Isotype</b>	IgG
<b>Purity</b>	Affinity purified
<b>Buffer</b>	PBS (pH 7.2) and 40% Glycerol

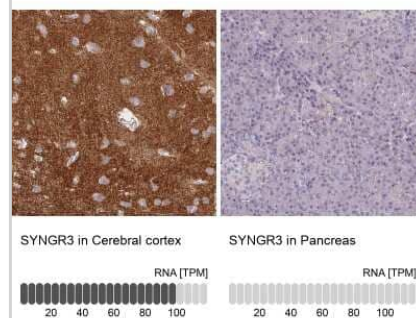
<b>Product Description</b>	
<b>Description</b>	Novus Biologicals Rabbit Synaptogyrin 3 Antibody - BSA Free (NBP2-30475) is a polyclonal antibody validated for use in IHC and IP. Anti-Synaptogyrin 3 Antibody: Cited in 2 publications. All Novus Biologicals antibodies are covered by our 100% guarantee.
<b>Host</b>	Rabbit
<b>Gene ID</b>	9143
<b>Gene Symbol</b>	SYNGR3
<b>Species</b>	Human
<b>Marker</b>	Synaptic Marker
<b>Immunogen</b>	This antibody was developed against a recombinant protein corresponding to amino acids: KALQRFRLGTDMSLFATEQLSTGASQAYPGYPVGSVEGTETYQSPPFTETLD TSPKGYQVP

<b>Product Application Details</b>	
<b>Applications</b>	Immunohistochemistry-Paraffin, Immunohistochemistry, Immunoprecipitation
<b>Recommended Dilutions</b>	Immunohistochemistry 1:1000 - 1:2500, Immunoprecipitation Validated from a verified customer review, Immunohistochemistry-Paraffin 1:1000 - 1:2500
<b>Application Notes</b>	IHC-Paraffin, HIER pH 6 retrieval is recommended.

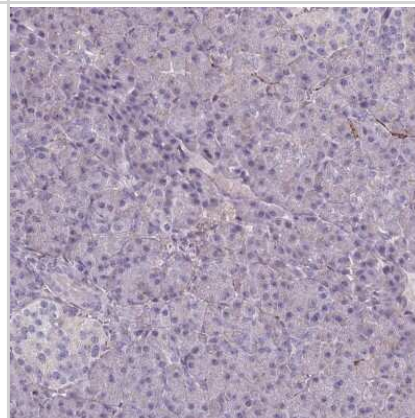


## Images

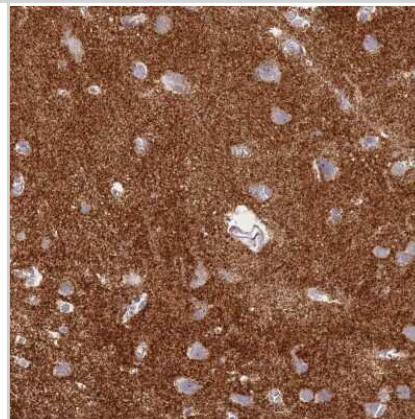
Immunohistochemistry-Paraffin: Synaptogyrin 3 Antibody [NBP2-30475]  
 - Staining in human cerebral cortex and pancreas tissues using anti-SYNGR3 antibody. Corresponding SYNGR3 RNA-seq data are presented for the same tissues.



Immunohistochemistry-Paraffin: Synaptogyrin 3 Antibody [NBP2-30475]  
 - Staining of human pancreas shows low expression as expected.



Immunohistochemistry-Paraffin: Synaptogyrin 3 Antibody [NBP2-30475]  
 - Staining of human cerebral cortex shows high expression.



Immunoprecipitation: Synaptogyrin 3 Antibody [NBP2-30475] - IP analysis of Synaptogyrin 3 in mouse brain lysates (lane 4 using NBP2-30475). Image submitted by a verified customer review.



## Publications

Largo-Barrientos P, Apostolo N, Creemers E, et al. Lowering Synaptogyrin-3 expression rescues Tau-induced memory defects and synaptic loss in the presence of microglial activation Neuron 2021-01-07 [PMID: 33472038]

McInnes J, Wierda K, Snellinx A, Bounti L. Synaptogyrin-3 Mediates Presynaptic Dysfunction Induced by Tau. Neuron. 2018-02-21 [PMID: 29398363] (Human)





### **Novus Biologicals USA**

10730 E. Briarwood Avenue  
Centennial, CO 80112  
USA  
Phone: 303.730.1950  
Toll Free: 1.888.506.6887  
Fax: 303.730.1966  
nb-customerservice@bio-techne.com

### **Bio-Techne Canada**

21 Canmotor Ave  
Toronto, ON M8Z 4E6  
Canada  
Phone: 905.827.6400  
Toll Free: 855.668.8722  
Fax: 905.827.6402  
canada.inquires@bio-techne.com

### **Bio-Techne Ltd**

19 Barton Lane  
Abingdon Science Park  
Abingdon, OX14 3NB, United Kingdom  
Phone: (44) (0) 1235 529449  
Free Phone: 0800 37 34 15  
Fax: (44) (0) 1235 533420  
info.EMEA@bio-techne.com

### **General Contact Information**

www.novusbio.com  
Technical Support: nb-technical@bio-techne.com  
Orders: nb-customerservice@bio-techne.com  
General: novus@novusbio.com

### **Products Related to NBP2-30475**

---

NBP2-30475PEP	Synaptogyrin 3 Recombinant Protein Antigen
HAF008	Goat anti-Rabbit IgG Secondary Antibody [HRP]
NB7160	Goat anti-Rabbit IgG (H+L) Secondary Antibody [HRP]
NBP2-24891	Rabbit IgG Isotype Control

---

### **Limitations**

This product is for research use only and is not approved for use in humans or in clinical diagnosis. Primary Antibodies are guaranteed for 1 year from date of receipt.

For more information on our 100% guarantee, please visit [www.novusbio.com/guarantee](http://www.novusbio.com/guarantee)

Earn gift cards/discounts by submitting a review: [www.novusbio.com/reviews/submit/NBP2-30475](http://www.novusbio.com/reviews/submit/NBP2-30475)

Earn gift cards/discounts by submitting a publication using this product:  
[www.novusbio.com/publications](http://www.novusbio.com/publications)

