

# Product Datasheet

## Bcl-9 Antibody - BSA Free NBP2-30472

Unit Size: 0.1 ml

Store at 4C short term. Aliquot and store at -20C long term. Avoid freeze-thaw cycles.

[www.novusbio.com](http://www.novusbio.com)



[technical@novusbio.com](mailto:technical@novusbio.com)

Protocols, Publications, Related Products, Reviews, Research Tools and Images at:  
[www.novusbio.com/NBP2-30472](http://www.novusbio.com/NBP2-30472)

Updated 12/2/2025 v.20.1

Earn rewards for product  
reviews and publications.

Submit a publication at [www.novusbio.com/publications](http://www.novusbio.com/publications)

Submit a review at [www.novusbio.com/reviews/destination/NBP2-30472](http://www.novusbio.com/reviews/destination/NBP2-30472)



**NBP2-30472**

Bcl-9 Antibody - BSA Free

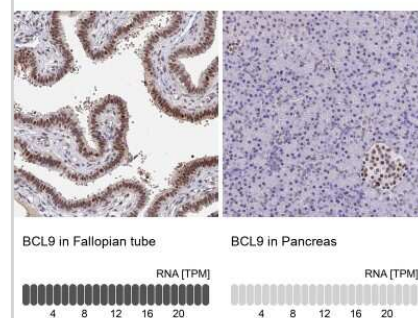
Product Information	
Unit Size	0.1 ml
Concentration	Concentrations vary lot to lot. See vial label for concentration. If unlisted please contact technical services.
Storage	Store at 4C short term. Aliquot and store at -20C long term. Avoid freeze-thaw cycles.
Clonality	Polyclonal
Preservative	0.02% Sodium Azide
Isotype	IgG
Purity	Affinity purified
Buffer	PBS (pH 7.2) and 40% Glycerol

Product Description	
Description	Novus Biologicals Rabbit Bcl-9 Antibody - BSA Free (NBP2-30472) is a polyclonal antibody validated for use in IHC and ICC/IF. All Novus Biologicals antibodies are covered by our 100% guarantee.
Host	Rabbit
Gene ID	607
Gene Symbol	BCL9
Species	Human
Immunogen	This antibody was developed against a recombinant protein corresponding to amino acids: FTGAQSGGPQQNPGVLDGPQKKPEGPIQAMMAQSQSLGKGGPRTDVGAPF GPQGH RDV PFPDEMVP PSMNSQSGTIGPDHLDHMTPEQIAWLKLQQEFYEE KRRKQEQVVVQQCSLQD

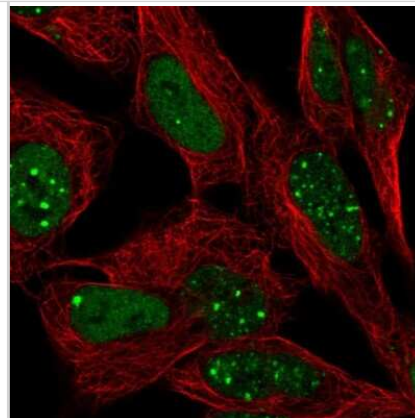
Product Application Details	
Applications	Immunohistochemistry-Paraffin, Immunocytochemistry/ Immunofluorescence, Immunohistochemistry
Recommended Dilutions	Immunohistochemistry 1:50 - 1:200, Immunocytochemistry/ Immunofluorescence 0.25-2 ug/ml, Immunohistochemistry-Paraffin 1:50 - 1:200
Application Notes	For IHC-Paraffin, HIER pH 6 retrieval is recommended. ICC/IF Fixation Permeabilization: Use PFA/Triton X-100.

**Images**

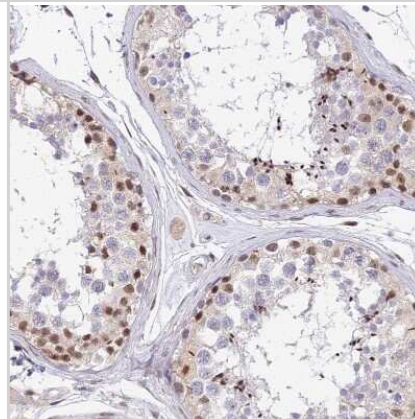
Immunohistochemistry-Paraffin: Bcl-9 Antibody [NBP2-30472] - Analysis in human fallopian tube and pancreas tissues. Corresponding BCL9 RNA-seq data are presented for the same tissues.



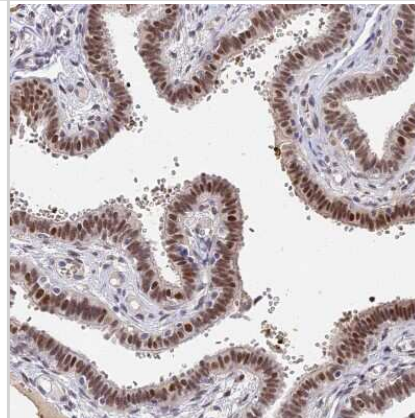
Immunocytochemistry/Immunofluorescence: Bcl-9 Antibody [NBP2-30472] - Staining of human cell line SH-SY5Y shows localization to nucleoplasm & nuclear bodies. Antibody staining is shown in green.



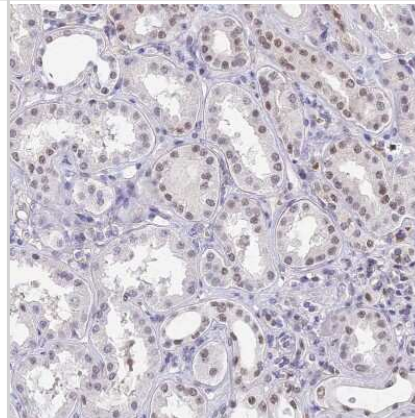
Immunohistochemistry-Paraffin: Bcl-9 Antibody [NBP2-30472] - Staining of human testis shows moderate nuclear positivity in cells in seminiferous ducts.



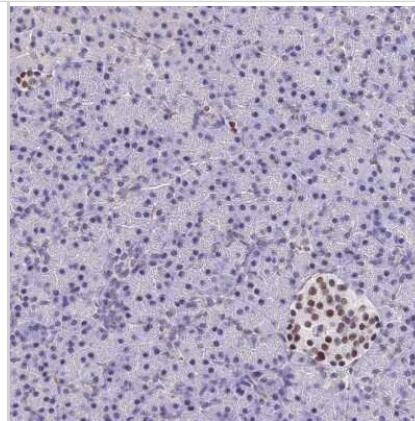
Immunohistochemistry-Paraffin: Bcl-9 Antibody [NBP2-30472] - Staining of human fallopian tube shows strong nuclear positivity in glandular cells.



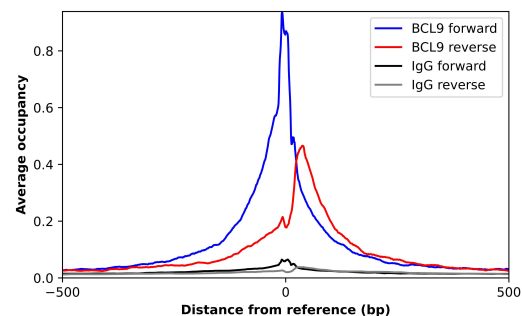
Immunohistochemistry-Paraffin: Bcl-9 Antibody [NBP2-30472] - Staining of human kidney shows weak nuclear positivity in cells in tubules.



Immunohistochemistry-Paraffin: Bcl-9 Antibody [NBP2-30472] - Staining of human pancreas shows strong nuclear positivity in Langerhans cells, exocrine pancreas was negative as expected



ChIP-Exo-Seq composite graph for Anti-Bcl-9 tested in K562 cells. Strand-specific reads (blue: forward, red: reverse) and IgG controls (black: forward, grey: reverse) are plotted against the distance from a composite set of reference binding sites. The antibody exhibits robust target enrichment compared to a non-specific IgG control and precisely reveals its structural organization around the binding site. Data generated by Prof. B. F. Pugh's Lab at Cornell University.





### **Novus Biologicals USA**

10730 E. Briarwood Avenue  
Centennial, CO 80112  
USA  
Phone: 303.730.1950  
Toll Free: 1.888.506.6887  
Fax: 303.730.1966  
nb-customerservice@bio-techne.com

### **Bio-Techne Canada**

21 Canmotor Ave  
Toronto, ON M8Z 4E6  
Canada  
Phone: 905.827.6400  
Toll Free: 855.668.8722  
Fax: 905.827.6402  
canada.inquires@bio-techne.com

### **Bio-Techne Ltd**

19 Barton Lane  
Abingdon Science Park  
Abingdon, OX14 3NB, United Kingdom  
Phone: (44) (0) 1235 529449  
Free Phone: 0800 37 34 15  
Fax: (44) (0) 1235 533420  
info.EMEA@bio-techne.com

### **General Contact Information**

www.novusbio.com  
Technical Support: nb-technical@bio-techne.com  
Orders: nb-customerservice@bio-techne.com  
General: novus@novusbio.com

### **Products Related to NBP2-30472**

---

NBP2-30472PEP	Bcl-9 Recombinant Protein Antigen
HAF008	Goat anti-Rabbit IgG Secondary Antibody [HRP]
NB7160	Goat anti-Rabbit IgG (H+L) Secondary Antibody [HRP]
NBP2-24891	Rabbit IgG Isotype Control

---

### **Limitations**

This product is for research use only and is not approved for use in humans or in clinical diagnosis. Primary Antibodies are guaranteed for 1 year from date of receipt.

For more information on our 100% guarantee, please visit [www.novusbio.com/guarantee](http://www.novusbio.com/guarantee)

Earn gift cards/discounts by submitting a review: [www.novusbio.com/reviews/submit/NBP2-30472](http://www.novusbio.com/reviews/submit/NBP2-30472)

Earn gift cards/discounts by submitting a publication using this product:  
[www.novusbio.com/publications](http://www.novusbio.com/publications)

