

Product Datasheet

TLR3 Antibody (27N3D4) - Azide and BSA Free NBP2-27405

Unit Size: 0.1 mg

Store at 4C short term. Aliquot and store at -20C long term. Avoid freeze-thaw cycles.

www.novusbio.com



technical@novusbio.com

Protocols, Publications, Related Products, Reviews, Research Tools and Images at:
www.novusbio.com/NBP2-27405

Updated 9/9/2025 v.20.1

Earn rewards for product
reviews and publications.

Submit a publication at www.novusbio.com/publications

Submit a review at www.novusbio.com/reviews/destination/NBP2-27405



NBP2-27405

TLR3 Antibody (27N3D4) - Azide and BSA Free

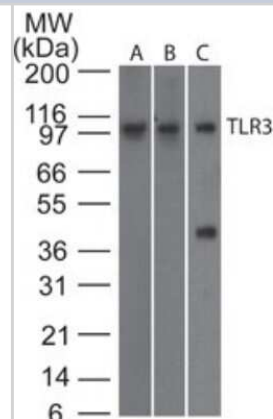
Product Information	
Unit Size	0.1 mg
Concentration	Please see the vial label for concentration. If unlisted please contact technical services.
Storage	Store at 4C short term. Aliquot and store at -20C long term. Avoid freeze-thaw cycles.
Clonality	Monoclonal
Clone	27N3D4
Preservative	No Preservative
Isotype	IgG2b Kappa
Purity	Protein G purified
Buffer	PBS

Product Description	
Description	Novus Biologicals Rat TLR3 Antibody (27N3D4) - Azide and BSA Free (NBP2-27404) is a monoclonal antibody validated for use in WB and Flow. All Novus Biologicals antibodies are covered by our 100% guarantee.
Host	Rat
Gene ID	7098
Gene Symbol	TLR3
Species	Human, Mouse
Immunogen	A portion of amino acids 350-375 of mouse TLR3 was used as the immunogen for this antibody.

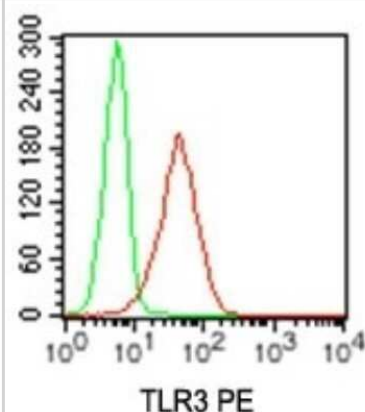
Product Application Details	
Applications	Western Blot, Flow Cytometry, CyTOF-ready
Recommended Dilutions	Western Blot 2-4ug/ml~, Flow Cytometry 1ul/1 million cells, CyTOF-ready

Images

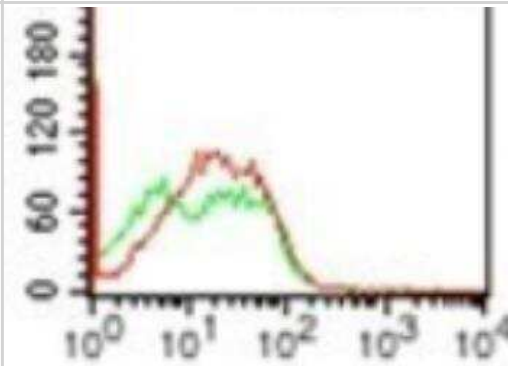
Western Blot: TLR3 Antibody (27N3D4) - Azide Free [NBP2-27405] - Analysis of TLR3 using TLR3 monoclonal antibody. Human intestine (A), human spleen (B), and mouse RAW lysate (C) probed with TLR3 antibody at 2 ug/ml. Goat anti-rat Ig HRP secondary antibody and PicoTect ECL substrate solution were used for this test.



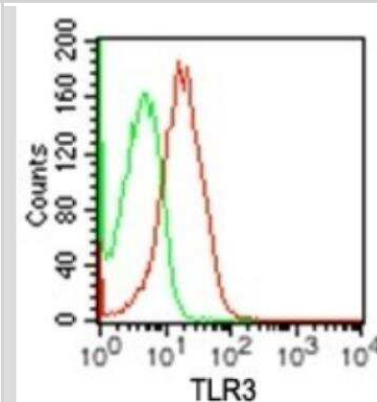
Flow Cytometry: TLR3 Antibody (27N3D4) - Azide Free [NBP2-27405] - Analysis of TLR3 using TLR3 monoclonal antibody. Mouse RAW cells were probed with TLR3 antibody (red) and isotype control antibody (green) at 0.1 ug/10⁶ cells.



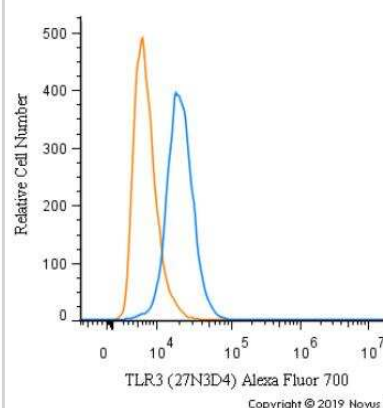
Flow Cytometry: TLR3 Antibody (27N3D4) - Azide Free [NBP2-27405] - Analysis of TLR3 using TLR3 monoclonal antibody. Mouse splenocytes were probed with TLR3 antibody (red) and isotype control antibody (green) at 1 ug/10⁶ cells.



Flow Cytometry: TLR3 Antibody (27N3D4) - Azide Free [NBP2-27405] - Analysis of TLR3 using TLR3 monoclonal antibody. Mouse RAW cells were probed with TLR3 antibody (red) and isotype control antibody (green) at 1 ug/10⁶ cells.

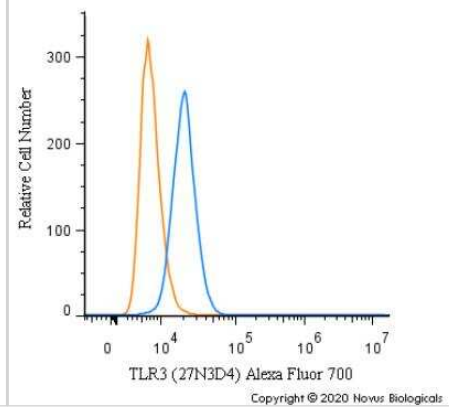


Flow Cytometry: TLR3 Antibody (27N3D4) - Azide Free [NBP2-27405] - An intracellular stain was performed on THP-1 cells with TLR3 Antibody [27N3D4] NBP2-27405AF700 (blue) and a matched isotype control (orange). Cells were fixed with 4% PFA and then permeabilized with 0.1% saponin. Cells were incubated in an antibody dilution of 5 ug/mL for 30 minutes at room temperature. Both antibodies were conjugated to Alexa Fluor 700.



Copyright © 2019 Novus Biologicals

Flow Cytometry: TLR3 Antibody (27N3D4) - Azide Free [NBP2-27405] - An intracellular stain was performed on Raw264.7 cells with TLR3 [27N3D4] Antibody NBP2-27405AF700 (blue) and a matched isotype control (orange). Cells were fixed with 4% PFA and then permeabilized with 0.1% saponin. Cells were incubated in an antibody dilution of 5 ug/mL for 30 minutes at room temperature. Both antibodies were conjugated to Alexa Fluor 700.





Novus Biologicals USA

10730 E. Briarwood Avenue
Centennial, CO 80112
USA
Phone: 303.730.1950
Toll Free: 1.888.506.6887
Fax: 303.730.1966
nb-customerservice@bio-techne.com

Bio-Techne Canada

21 Canmotor Ave
Toronto, ON M8Z 4E6
Canada
Phone: 905.827.6400
Toll Free: 855.668.8722
Fax: 905.827.6402
canada.inquires@bio-techne.com

Bio-Techne Ltd

19 Barton Lane
Abingdon Science Park
Abingdon, OX14 3NB, United Kingdom
Phone: (44) (0) 1235 529449
Free Phone: 0800 37 34 15
Fax: (44) (0) 1235 533420
info.EMEA@bio-techne.com

General Contact Information

www.novusbio.com
Technical Support: nb-technical@bio-techne.com
Orders: nb-customerservice@bio-techne.com
General: novus@novusbio.com

Products Related to NBP2-27405

NBP2-33376H	Blue Marker Antibody (6F4-F6) [HRP]
HAF005	Goat anti-Rat IgG Secondary Antibody [HRP]
NB7115	Goat anti-Rat IgG (H+L) Secondary Antibody [HRP]
NBP1-43323-0.5mg	Rat IgG2b Kappa Light Chain Isotype Control (149/10H5)

Limitations

This product is for research use only and is not approved for use in humans or in clinical diagnosis. Primary Antibodies are guaranteed for 1 year from date of receipt.

For more information on our 100% guarantee, please visit www.novusbio.com/guarantee

Earn gift cards/discounts by submitting a review: www.novusbio.com/reviews/submit/NBP2-27405

Earn gift cards/discounts by submitting a publication using this product:
www.novusbio.com/publications

