

# Product Datasheet

## IL-1 beta/IL-1F2 Antibody (43N3D8) - BSA Free NBP2-27345

Unit Size: 0.1 mg

Store at 4C short term. Aliquot and store at -20C long term. Avoid freeze-thaw cycles.

[www.novusbio.com](http://www.novusbio.com)



[technical@novusbio.com](mailto:technical@novusbio.com)

### Publications: 1

Protocols, Publications, Related Products, Reviews, Research Tools and Images at:  
[www.novusbio.com/NBP2-27345](http://www.novusbio.com/NBP2-27345)

Updated 9/9/2025 v.20.1

Earn rewards for product  
reviews and publications.

Submit a publication at [www.novusbio.com/publications](http://www.novusbio.com/publications)

Submit a review at [www.novusbio.com/reviews/destination/NBP2-27345](http://www.novusbio.com/reviews/destination/NBP2-27345)



**NBP2-27345**

IL-1 beta/IL-1F2 Antibody (43N3D8) - BSA Free

Product Information	
Unit Size	0.1 mg
Concentration	1.0 mg/ml
Storage	Store at 4C short term. Aliquot and store at -20C long term. Avoid freeze-thaw cycles.
Clonality	Monoclonal
Clone	43N3D8
Preservative	0.05% Sodium Azide
Isotype	IgG1 Kappa
Purity	Protein G purified
Buffer	PBS


Product Description	
Description	Novus Biologicals Mouse IL-1 beta/IL-1F2 Antibody (43N3D8) - BSA Free (NBP2-27345) is a monoclonal antibody validated for use in IHC, WB and Flow. Anti-IL-1 beta/IL-1F2 Antibody: Cited in 1 publication. All Novus Biologicals antibodies are covered by our 100% guarantee.
Host	Mouse
Gene ID	3553
Gene Symbol	IL1B
Species	Human
Immunogen	Full-length recombinant human Interleukin-1 beta protein was used as immunogen for this antibody.

Product Application Details	
Applications	Western Blot, Immunohistochemistry-Paraffin, Flow Cytometry, Immunohistochemistry
Recommended Dilutions	Western Blot 1-5ug/ml, Flow Cytometry 0.5ug/10 <sup>6</sup> cells, Immunohistochemistry, Immunohistochemistry-Paraffin 5ug/ml




## Images

Western Blot: IL-1 beta/IL-1F2 Antibody (43N3D8) [NBP2-27345] - Analysis of Interleukin-1 beta in A) full-length recombinant protein and B) human ThP1 lysate using Interleukin-1 beta antibody at 1 ug/ml and 5 ug/ml, respectively. Goat anti-mouse Ig HRP secondary antibody and PicoTect ECL substrate solution were used for this test.



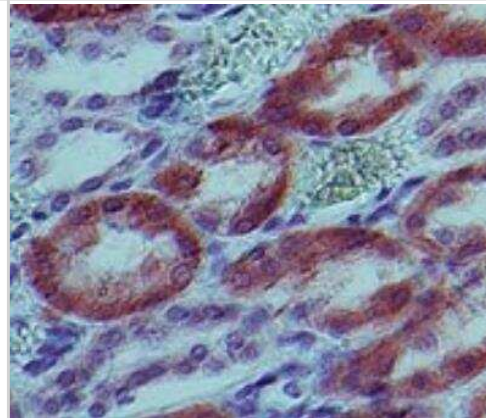
Flow Cytometry: IL-1 beta/IL-1F2 Antibody (43N3D8) [NBP2-27345] - Intracellular staining of Interleukin-1 beta positive T cells (upper panel) & monocytes (lower panel) from stimulated PBMC (with a cocktail of TLR ligands and PMA/IM for 6h) using Interleukin-1 beta antibody at 0.5 ug/10<sup>6</sup> cells.



Western Blot: IL-1 beta/IL-1F2 Antibody (43N3D8) [NBP2-27345] - Analysis of full length human IL-1 beta recombinant protein (10ng/well) using IL1 beta Antibody (NBP2-27345) at 1:1000 (left lane) and 1:100 (right lane).



Immunohistochemistry-Paraffin: IL-1 beta/IL-1F2 Antibody (43N3D8) [NBP2-27345] - Analysis of Interleukin-1 beta in human kidney tissue using Interleukin-1 beta antibody at 5 ug/ml.



## Publications

Giusti I, Delle Monache S, Di Francesco M et al. From glioblastoma to endothelial cells through extracellular vesicles: messages for angiogenesis. *Tumour Biol* 2016-09-01 [PMID: 27448307] (WB, Human)



### **Novus Biologicals USA**

10730 E. Briarwood Avenue  
Centennial, CO 80112  
USA  
Phone: 303.730.1950  
Toll Free: 1.888.506.6887  
Fax: 303.730.1966  
nb-customerservice@bio-techne.com

### **Bio-Techne Canada**

21 Canmotor Ave  
Toronto, ON M8Z 4E6  
Canada  
Phone: 905.827.6400  
Toll Free: 855.668.8722  
Fax: 905.827.6402  
canada.inquires@bio-techne.com

### **Bio-Techne Ltd**

19 Barton Lane  
Abingdon Science Park  
Abingdon, OX14 3NB, United Kingdom  
Phone: (44) (0) 1235 529449  
Free Phone: 0800 37 34 15  
Fax: (44) (0) 1235 533420  
info.EMEA@bio-techne.com

### **General Contact Information**

www.novusbio.com  
Technical Support: nb-technical@bio-techne.com  
Orders: nb-customerservice@bio-techne.com  
General: novus@novusbio.com

### **Products Related to NBP2-27345**

---

NBP2-33376H	Blue Marker Antibody (6F4-F6) [HRP]
HAF007	Goat anti-Mouse IgG Secondary Antibody [HRP]
NB7539	Goat anti-Mouse IgG (H+L) Secondary Antibody [HRP]
NBP1-43319-0.5mg	Mouse IgG1 Kappa Isotype Control (P3.6.2.8.1)

---

### **Limitations**

This product is for research use only and is not approved for use in humans or in clinical diagnosis. Primary Antibodies are guaranteed for 1 year from date of receipt.

For more information on our 100% guarantee, please visit [www.novusbio.com/guarantee](http://www.novusbio.com/guarantee)

Earn gift cards/discounts by submitting a review: [www.novusbio.com/reviews/submit/NBP2-27345](http://www.novusbio.com/reviews/submit/NBP2-27345)

Earn gift cards/discounts by submitting a publication using this product:  
[www.novusbio.com/publications](http://www.novusbio.com/publications)

