

Product Datasheet

IL-17F Antibody (4H1629.1) - BSA Free NBP2-27327

Unit Size: 0.1 mg

Store at 4C short term. Aliquot and store at -20C long term. Avoid freeze-thaw cycles.

www.novusbio.com



technical@novusbio.com

Protocols, Publications, Related Products, Reviews, Research Tools and Images at:
www.novusbio.com/NBP2-27327

Updated 9/9/2025 v.20.1

Earn rewards for product
reviews and publications.

Submit a publication at www.novusbio.com/publications

Submit a review at www.novusbio.com/reviews/destination/NBP2-27327



NBP2-27327

IL-17F Antibody (4H1629.1) - BSA Free


Product Information	
Unit Size	0.1 mg
Concentration	1.0 mg/ml
Storage	Store at 4C short term. Aliquot and store at -20C long term. Avoid freeze-thaw cycles.
Clonality	Monoclonal
Clone	4H1629.1
Preservative	0.05% Sodium Azide
Isotype	IgG1 Kappa
Purity	Protein G purified
Buffer	PBS

Product Description	
Description	Novus Biologicals Mouse IL-17F Antibody (4H1629.1) - BSA Free (NBP2-27327) is a monoclonal antibody validated for use in IHC and WB. All Novus Biologicals antibodies are covered by our 100% guarantee.
Host	Mouse
Gene ID	112744
Gene Symbol	IL17F
Species	Human
Reactivity Notes	The human IL17F protein shows 60% sequence similarity with Rat and 57% with Mouse, and in our testing this antibody did not react with Rat or Mouse recombinant IL17F proteins.
Immunogen	Full-length recombinant MRkIPkVGHT FFQkPESCPP VPGGSMkLDI GIINENQRVS MSRNIESRST SPWNYTVTWD PNRYPSEVVQ AQCRNLGCIN AQGkEDISMN SVPIQQETLV VRRkHQGCSV SFQLEkVLVT VGCTCVTPVI HHVQ

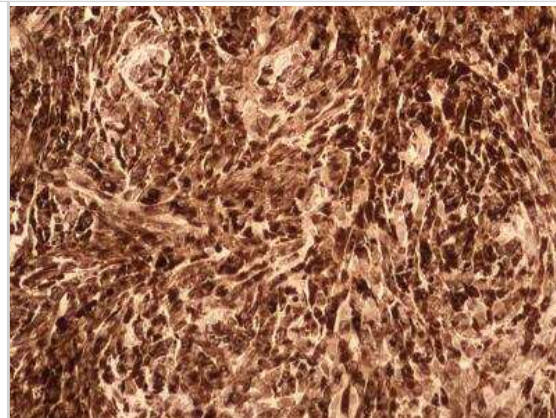
Product Application Details	
Applications	Western Blot, Immunohistochemistry-Paraffin, Immunohistochemistry
Recommended Dilutions	Western Blot 0.5-2ug/ml~, Immunohistochemistry 5 ug/ml, Immunohistochemistry-Paraffin 5 ug/ml

Images

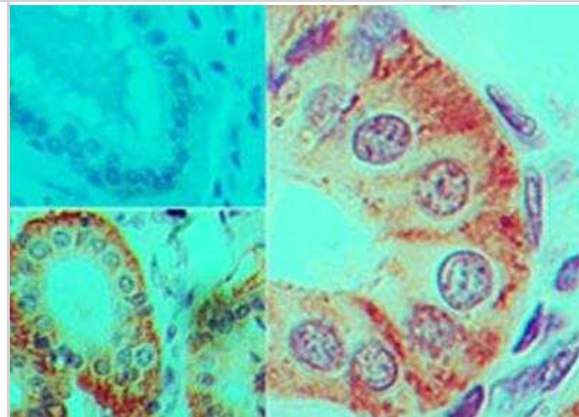
Western Blot: IL-17F Antibody (4H1629) [NBP2-27327] - Analysis on full-length recombinant IL-17F proteins of (1) Human, (2) Mouse and (3) Rat using IL-17F antibody (clone 4H1629) at a concentration of 0.5 ug/ml. Note: This antibody did not detect the mouse or rat -IL-17F recombinant proteins.



Immunohistochemistry-Paraffin: IL-17F Antibody (4H1629) [NBP2-27327] - Detection IL-17F protein in a tissue section of human lymph node cancer using IL-17F antibody (clone 4H1629) at a concentration of 5 ug/ml.



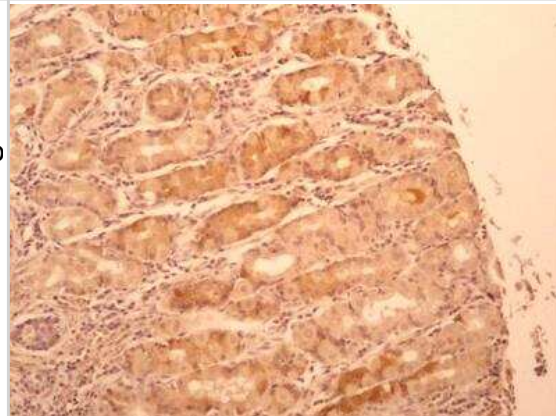
Immunohistochemistry-Paraffin: IL-17F Antibody (4H1629) [NBP2-27327] - Analysis of IL-17F in formalin-fixed paraffin-embedded human colon tissue using an isotype control (top left) and IL-17F antibody (bottom left and right) at 5 ug/ml concentration.



Immunohistochemistry-Paraffin: IL-17F Antibody (4H1629) [NBP2-27327] - Detection -IL-17F protein in a tissue section of normal human stomach using IL-17F antibody (clone 4H1629) at a concentration of 5 ug/ml. Cytoplasmic expression was observed all over the tissue section and the staining was found to be more intense especially in the chief cells of the glands.



Immunohistochemistry-Paraffin: IL-17F Antibody (4H1629) [NBP2-27327] - Detection IL17F protein in a tissue section of human stomach cancer using IL17F antibody (clone 4H1629) at a concentration of 5 ug/ml. Diffused cytoplasmic staining was observed in the tissue section and interestingly, the expression levels in cancerous tissue were found to be weaker than the parallel stained normal tissue section.





Novus Biologicals USA

10730 E. Briarwood Avenue
Centennial, CO 80112
USA
Phone: 303.730.1950
Toll Free: 1.888.506.6887
Fax: 303.730.1966
nb-customerservice@bio-techne.com

Bio-Techne Canada

21 Canmotor Ave
Toronto, ON M8Z 4E6
Canada
Phone: 905.827.6400
Toll Free: 855.668.8722
Fax: 905.827.6402
canada.inquires@bio-techne.com

Bio-Techne Ltd

19 Barton Lane
Abingdon Science Park
Abingdon, OX14 3NB, United Kingdom
Phone: (44) (0) 1235 529449
Free Phone: 0800 37 34 15
Fax: (44) (0) 1235 533420
info.EMEA@bio-techne.com

General Contact Information

www.novusbio.com
Technical Support: nb-technical@bio-techne.com
Orders: nb-customerservice@bio-techne.com
General: novus@novusbio.com

Products Related to NBP2-27327

NBP2-33376H	Blue Marker Antibody (6F4-F6) [HRP]
HAF007	Goat anti-Mouse IgG Secondary Antibody [HRP]
NB7539	Goat anti-Mouse IgG (H+L) Secondary Antibody [HRP]
NBP1-43319-0.5mg	Mouse IgG1 Kappa Isotype Control (P3.6.2.8.1)

Limitations

This product is for research use only and is not approved for use in humans or in clinical diagnosis. Primary Antibodies are guaranteed for 1 year from date of receipt.

For more information on our 100% guarantee, please visit www.novusbio.com/guarantee

Earn gift cards/discounts by submitting a review: www.novusbio.com/reviews/submit/NBP2-27327

Earn gift cards/discounts by submitting a publication using this product:
www.novusbio.com/publications

